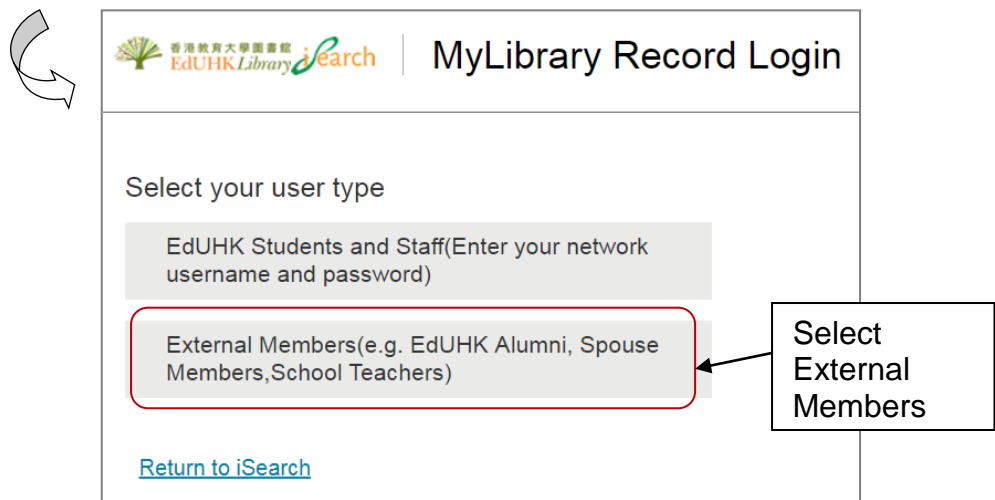
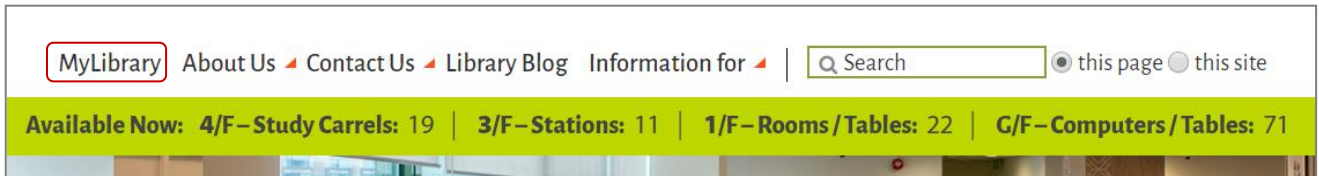
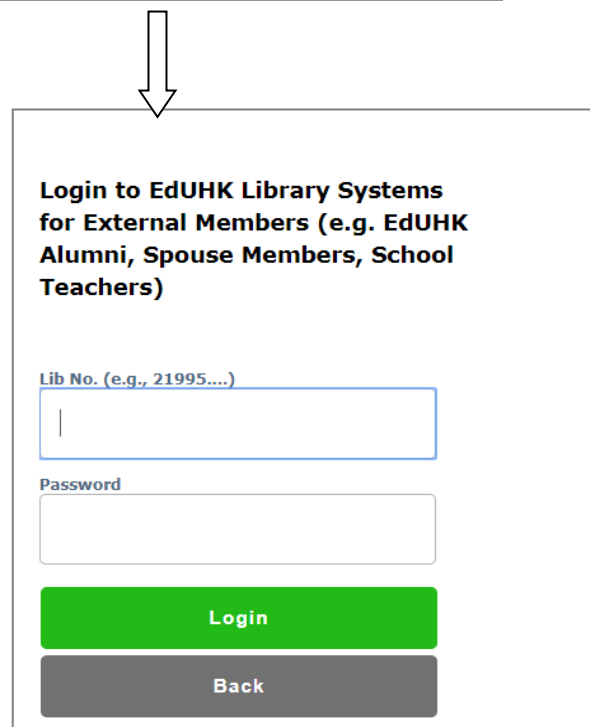


## How to Sign in to MyLibrary Record (for External members)

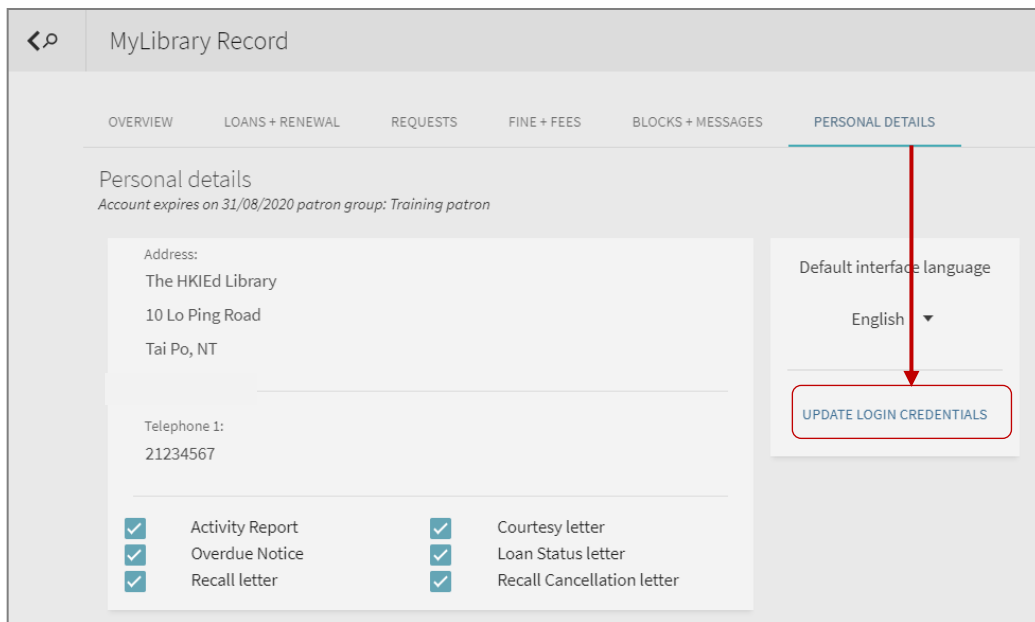
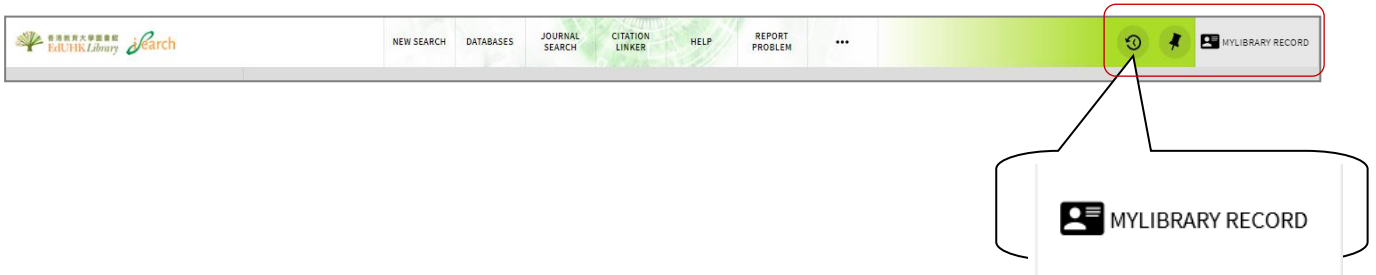
1. From the Library Website, click “MyLibrary Record”



2. Key-in the Library No. which printed on your card, and the initial password.



3. Click “MyLibrary Record”, and then click “Personal Details” and select “Update Login Credentials”



4. Enter the initial password as the Old Password; then enter your own New Password and Confirm Password. Remember to click “Save”.

A screenshot of the 'Update Login Credentials' form. The form has a title 'Update Login Credentials' at the top. Below the title are three input fields: 'Old Password:', 'New Password:', and 'Confirm password:'. At the bottom of the form, there are two buttons: 'CANCEL' and 'SAVE'. The 'SAVE' button is highlighted with a red border.

## 5. Circulation record display

You can see your loan record under “MyLibrary Record”

View Circulation Record / Renewal

OVERVIEW LOANS + RENEWAL REQUESTS FINE + FEES BLOCKS + MESSAGES PERSONAL DETAILS

Loans + Renewal [RENEW ALL](#)

1 我的孩子愛生氣怎辦?: 這樣教,...  
張曉雲,  
Due: 08/16/17, 23:59  
Return to: TKOSC LEARNING COMMONS...

2 讓孩子在情緒裡學會愛: 陪他經...  
魏理志,  
Due: 08/16/17, 23:59  
Return to: TKOSC LEARNING COMMONS...

3 哈佛大學這樣教出孩子競爭力: ...  
Wagner, Tony,  
Due: 08/16/17, 23:59  
Return to: TKOSC LEARNING COMMONS...

[VIEW ALL 17 LOANS >](#)

Requests  
There are no requests

Fine + fees  
There are no fines

Blocks + messages  
There are no blocks or messages

- Overview: summary of your loan record.
- Loans + Renewal: details display of your check-out items
- Requests: list items that you have reserved
- Fine + fees: outstanding payment
- Block + message: library privileges suspended message

## 6. Sign out

Please remember to click “Sign Out” to quit your record.

EdUHK Library eSearch

NEW SEARCH DATABASES JOURNAL SEARCH CITATION LINKER HELP REPORT PROBLEM ...

MYLIBRARY RECORD

Information Counter [SIGN OUT](#)

MyLibrary Record