



香港教育大學

The Education University
of Hong Kong

**Education University of Hong Kong
Bachelor of Education (Honours) (Visual Arts)**

Honours Project

Project title

**From “Farewell My Concubine” to “Farewell My King”,
A focus on the cross-dressing character Leslie Cheung in the film
“Farewell My Concubine”, in relation to Expressionism**

Student name: Ng Wai Hin

Supervisor: Prof. Laurence Wood

Submission date: 11 May 2018

A Project submitted to The Education University of Hong Kong
for the degree of Bachelor of Education (Honours) (Visual Arts)

Declaration

I, Ng Wai Hin , declare that this research report represents my own work under the supervision Prof. Laurence Wood of From “Farewell My Concubine” to Farewell My King”, A focus on the cross-dressing character Leslie Cheung in the film “Farewell My Concubine”, in relation to Expressionism, and that it has not been submitted previously for examination to any tertiary institution.

(Sign)

Ng Wai Hin (Type)

2018.05.11 (Date)

Abstract

The study mainly explores on the focus of cross-dressing character Leslie Cheung in the film “Farewell My Concubine” in relation to Expressionism. The researcher has a deep impression on the styling of Leslie Cheung's characters in the film of “Farewell My Concubine” and has a strong interest in the artistic cross-dressing of Chinese Opera. There are three major research directions: To discuss the relationship and artistic features of reproducing the movie plot with expressionist techniques; The feasibility to interpret the Chinese opera cross-dressing actor characteristics and phenomenon with Expressionist techniques; Exploring the impression and perception of audiences on the androgynous roles of Chinese opera actor in the style of expressionist art.

Expressionism is characterized by an exaggeration of emphasis on the expression of unease and loneliness in the hearts and minds of people. To compare with the movie “Farewell My Concubine”, it recounts the perseverance of the character “Ching Die Yi” on the art of the quintessence of Chinese opera, which in turn highlights the agitation and life caused by the evolution of history and culture in the great era. Both are equally influenced by the background of their times and emphasize the strong emotions of characters in the times.

Consider on those similar factors the researcher will use this as a common ground as inspiration to create a series of works. Researchers will hold public exhibitions and collect audience opinions in order to comprehensive research. Visitors are open to artists, professors of arts, art students, non-art students, college students and non-university students. The researchers will re-create new works of art and conclusion which according and response to the opinions from the audience.

Content

Declaration	i
Abstract	ii
Content	iii
 1) Rationale of the project	
1.1) Project background	7
1.1.1) Painting in Post-modernism.....	7
1.1.2) To explore the identity of gender – Androgyny	7
1.1.3) The refreshment of Chinese Opera culture to contemporary art.....	7-8
1.2) Research purposes	8
1.3) Research question	8
 2) Literature review	
2.1) Define the terms on the topic	9
2.1.1) Farewell My Concubine (1993).....	9
2.1.2) Cross-dressing character	9
2.1.3) Cross-dressing in Chinese Opera.....	10
2.1.4) Expressionism (Paintings)	10
2.1.5) Expressionism (German Expressionism film).....	10
2.1.6) Androgyny	10
2.1.7) Leslie Cheung.....	10-11
2.2) Relevant of Androgyny	11
2.2.1) Origin of Androgyny and the relationship to Leslie Cheung	11-12
2.2.2) Androgyny in Peking Opera characters.....	12
2.2.3) Androgyny concept in artist’s world	12-13
2.3) Art reproduction of movie scenes	13
2.3.1) Re-paint the movie shot	13-14
 3)The design of the research	
3.1) Arts-related research	14
3.2) Study implementation process	14

3.3) Research restrictions	15
3.3.1) Limitation of art-related research	15
3.3.2) Measurement Cross-dressing issue	15
3.3.3) Works and concept	15
 (4) Research Stage I-II	
4.1) Stage I - Experiment	16
4.1.1) Background of Stage I	16
4.1.2) Arts-related studies - Technique of Glazing	16
4.1.3) Applying Glazing	17-18
4.2) Stage II - Shaping	19
4.2.1) Background of Stage II	19
4.2.2) Key ideas of Expressionism	19-20
4.2.3) Expressionism and “Farewell my concubine”	20
4.2.4) Studies and practice Expressionism	20-21
4.2.5) Inspired by The cabinet of Dr. Cagliari	21-22
4.2.6) Artwork Explanation	22-26
4.3) Public Exhibition	26
4.3.1) Exhibition preparation	26
4.3.2) Poster Design	27
4.3.3) Floor Plan	27-28
4.3.4) Feedback and Findings	28-29
 (5) Research Stage III	
5.1) Stage III - Consolidating	29
5.2) Stage III - Discussion and Reflection	29
5.2.1) The combination of screen, title and painting	29
5.2.2) The artist's relationship with the viewer	29-30
5.2.3) Expressionist techniques and artists	30
5.2.4) Expressionism and Androgyny	30
5.3) Stage III - Artworks	30
 (6) Conclusion	
6.1) Summary of Project and reflection	31-32

From “Farewell My Concubine” to Farewell My King”, A focus on the cross-dressing character Leslie Cheung in the film “Farewell My Concubine”, in relation to Expressionism

Reference	33-34
Appendix I Exhibition Set-up with works title	
Appendix II Table of Exhibition To-do-list.....	
Appendix III Table of Works	
Appendix IV Presentation ppt of project	
Appendix V EdUHK Gallery Exhibition set-up table	
Appendix VI Online version Project website	

1) Rationale of the project

The research background start from my trip to Europe in 2016, I visited a large number of art galleries inspired my desire to create. I when returned to Hong Kong, I started to paint Leslie Cheung image in the Film “Farewell my concubine”. However, I found that no one in contemporary art used it, the film character as a subject for creation and discussion, and so I began to explore and create on this topic.

1.1) Project Background

1.1.1) Painting in Post-modernism

In postmodernism, the definition of past art has been re-examined. Gao Xuanyang (1992) also pointed out that contemporary culture is in the postmodern art situation, this state there is a "uncertainty". Thus, postmodernism is a mixed cultural phenomenon. And in this premise, the integration of old and new, Chinese and Western cultural exchanges, as well as the definition of men and women, are worthy of painting a new exploration again.

1.1.2) To explore the identity of gender – Androgyny

Androgyny is not a new concept, it originated in ancient Greece, Plato in his work Symposium, has been proposed on the Androgyny prototype. In the category of philosophy C.G. Jung in Ainma and Ainmus is the highest model of Androgyny, that is combined with the characteristics of men and women, and has a complete wisdom. Psychology also exists with Androgyny's scientific explanation. In the traditional philosophy of China, the balance between yin and yang is extremely important, while the Chinese tradition, Yin on behalf of women, and Yang on behalf of men. Whether in the West or the East, literature, drama, art, etc. in Androgyny characteristics also appeared inadvertently, in the gender characteristics of the integration and transformation. These are hinted at the maximum limit of human sex, perhaps Androgyny.

1.1.3) The refreshment of Chinese Opera culture to contemporary art

In the traditional Chinese opera, early by all the characters played by men, including the stage of the female angle, known as "Dan." But the culture of Peking opera, the

role of the gender in the construction of the stage there are very strict provisions, such as clothing, makeup, action, God fine and so on. But these are not subject to the actor's own gender constraints, can still be wonderful performances. Later, women can also play a male role, which achieve it excellent. And Leslie Cheung act in the film Farewell My Concubine, although he is not a professional Peking opera actor, but his performance in the film shows Peking Opera female role perfectly. So that the role of Androgynous image is thought-provoking, in fact, China's opera culture, Androgynous's role has been a traditional culture, not a surprise. In postmodern art, thinking about gender issues from this perspective will be interesting to have research.

1.2) Research purposes

Researchers will exhibit a series of paintings and use questionnaires to interview the views of the audience on the performance of the works in order to obtain first-hand information. Through reference expressionism artistic style to create a series of paintings, drawings, photos and document, based initially on Leslie Cheung's role in the film Farewell My Concubine;

1. To discuss the relationship and artistic features of reproducing the movie plot with expressionist techniques;
2. The feasibility to interpret the Chinese opera cross-dressing actor characteristics and phenomenon with Expressionist techniques;
3. Exploring the impression and perception of audiences on the androgynous roles of Chinese opera actor in the style of expressionist art.

Consider on those similar factors the researcher will use this as a common ground as inspiration to create a series of works.

1.3) Research Questions

1. How can expressionism relate to Leslie Cheung androgynous character through paintings?
2. Are the reproduction paintings of Leslie Cheung androgynous character an Art piece?
3. What are impression and perception audiences about the exhibition?

2) Literature review

2.1) Define the terms on the topic

2.1.1) Farewell My Concubine (1993) is a Chinese drama film (Refer to Picture 2-1) , directed by Chen Kaige. Director Zhang Guorong plays Cheng Dieyi, Zhang Fengyi plays Duan Xiaolou, Gong Li plays Ju Juxian, Ge You and Jiang Wenli play Yuan Si Shao and Cheng Mou respectively. The film won the Golden City Award at the Cannes Film Festival. The story is about two men, Cheng Dieyi and Duan Xiaolou, they met as apprentices in the Peking Opera, who stayed friends for over 50 years.



(Picture 2-1) The Poster of Farewell My Concubine

Photo from :<https://post.naver.com/viewer/postView.nhn?memberNo=31976482&volumeNo=6459584>

2.1.2) Cross-dressing character (Refer to picture 2.2) is that Leslie Cheung plays a role as Cheng Dieyi (程蝶衣) / Xiaodouzi (小豆子).



(Picture 2-2) Leslie Cheung as Cheung Dieyi

Photo <http://www.bbc.com/news/world-asia-china-43637749?SThisFB>

From “Farewell My Concubine” to Farewell My King”, A focus on the cross-dressing character Leslie Cheung in the film “Farewell My Concubine”, in relation to Expressionism

2.1.3) Cross-dressing in Chinese Opera

“ Cross-dressing has had a unique history in Chinese opera form the “Golden age” of the Yuan Dynasty (1271-1368)...The public theater which was monopolized by men during the mid-to the late Qing period.” Siu Leung Li (2003)

2.1.4) Expressionism (Paintings)

Expressionism is an Art movement starts with 1905s to 1980s ...it's included paintings, printing making and film that artist use distorted image to show world inner feelings as essential. (Refer to picture 2-3, 2-4 and 2-5)



Picture 2-3



Picture 2-4



Picture 2-5

2.2 The Scream by Edvard Munch(1893), which inspired 20th-century Expressionists

2.4 Egon Schiele - Self-Portrait with Raised Bare Shoulder 1912

2.5 Karl Schmidt-Rottluff, 'Dr Rosa Schapire' 1919

2.1.5) Expressionism (German Expressionism film)

“A term, borrowed from painting and theatre, denoting a body of films made in Germany between around 1919 and 1930. It refers to an extreme stylization of Expressionism is with low-key, shadow lighting, which together evoke an atmosphere of anxiety and paranoia.”- Annette Kuhn and Guy Westwell (2015)

2.1.6) Androgyny

The quality of being either specifically masculine or feminine. The combination of masculine and feminine characteristics to being androgynous. (The Definition from Merriam-Webster)

2.1.7) Leslie Cheung

Leslie Cheung is a famous Hong Kong local artist in mid-1980s (Gwyneth Ho, 2018).

From “Farewell My Concubine” to Farewell My King”, A focus on the cross-dressing character Leslie Cheung in the film “Farewell My Concubine”, in relation to Expressionism

He claims that he is bisexual and to be an actor, should be androgyny. (Refer to picture 2-6) “I think an actor is androgyny, ever ...” – Leslie Cheung.



(Picture 2-6) Leslie Cheung in the film “ Farewell My Concubine”

Photo from <http://www.bbc.com/news/world-asia-china-43637749?SThisFB>

2.2) Relevant of Androgyny

2.2.1) Origin of Androgyny and the relationship to Leslie Cheung

After he play his role in the film “Farewell My Concubine”, he reveal that he is bisexual and Leslie had said that “ I think an actor is androgyny ever...” One of the local scholar, Androgyny had mentioned in a British modern novelist, Virginia Woolf. Her book “ A Room of One’s Own, had emphasizes that the highest gender level of human and consciousness is “Androgyny”, that her idea of “ Androgyny” is very close to Leslie Cheung. Luo Feung (2005) Actually, theme ideas of androgyny had studied by famous philosopher Plato and Carl Jung. Therefore I try to interpret my view on the topic through my painting about it.

The Androgyne Myth by Plato (390) from Symposium 189c-193c, Once upon a time, there were three kinds of human beings: male, descended from the sun; female, descended from the earth; and androgynous, with both male and female elements, descended from the moon....” (Refer to picture 2-7).

Carl Jung (1925) assumes that everyone has the spirit of the male and female components. For men, the female part is the anima, and for women, it is an animus. Human biological and psychological development is part of a mixture of male and

From “Farewell My Concubine” to Farewell My King”, A focus on the cross-dressing character Leslie Cheung in the film “Farewell My Concubine”, in relation to Expressionism

female energy. (Refer to picture 2-8).



(Picture 2-7) Plato's Androgyne Myth

Photo from: <http://www.john-uebersax.com/plato/myths/androgyne.htm>



(Picture 2-8) Carl Jung's Anima and animus

Photo from: <https://carljungdepthpsychologysite.blog/2018/03/21/carl-jung-on-the-anima-and-animus/>

2.2.2) Androgyny in Peking Opera characters

The feature of androgynous image relevant in Chinese Peking Opera before the movie “Farewell my Concubine”. One of the greatest Chinese Peking opera masters Mei Lanfang (1893-1961). Liang Luo said that Mei performance transformed masculinity, femininity, and androgyny into a Beijing Opera character as an Art.

2.2.3) Androgyny concept in artist's world

Androgyny there already had concept and context artist's world. such as Grayson perry, Self-portrait as a young girl, (Refer to picture 2-10), Claude Cahun (Refer to picture 2-9), Andy Warhol (Refer to picture 2-11), and Duchamp (Refer to picture 2-12). There are some painter who also interested in androgyny such as Gluck (Refer to picture 2-13) and Expressionist Jawlensky (Refer to picture 2-14) had paint Androgynous image with oil painting.



(Picture 2-9)

Self-portrait as a young girl, 1914

From: <https://artblart.com/tag/self-portrait-as-a-young-girl-1914/>



(Picture 2-10)

Grayson Perry with his work Bad Portraits

From: <https://www.theguardian.com/books/2016/dec/15/descent-man-grayson-perry-review>

From “Farewell My Concubine” to Farewell My King”, A focus on the cross-dressing character Leslie Cheung in the film “Farewell My Concubine”, in relation to Expressionism



(Picture 2-11)

"Mr. and Mrs. Andy Warhol. Don't you love it?"

From: <https://www.pinterest.com/pin/76490893641746532/>



(Picture 2-12)

Man Ray, *Rose Sélavy* (alias Marcel Duchamp), 1921

From: <http://www.tribune.com/report/2014/12/fu-anche-pittore-marcel-duchamp-al-centre-pompidou/>



(Picture 2-13)

Medallion (YouWe) by Gluck (Hannah Gluckstein)
(1895-1978)

From: <http://www.anothermag.com/art-photography/9501/the-early-20th-century-artist-who-pioneered-modern-androgyny>



(Picture 2-14)

Alexander Sakharoff by Alexej von Jawlensky, 1909

From: https://commons.wikimedia.org/wiki/File:Jawlensky_Sakharoff.jpg

2.3) Art reproduction of movie scenes

2.3.1) Re-paint the movie shot

One of the local artist Chow Chun Fai had also paint movie scenes. However, he claim that the beginning of those painting is that he's attract by the subtitle of the movie. Therefore he not only simplicity copy the screen of films (Refer to picture 2-15, 2-16) , also show one artist interest about the shot.

From “Farewell My Concubine” to Farewell My King”, A focus on the cross-dressing character Leslie Cheung in the film “Farewell My Concubine”, in relation to Expressionism



(Picture 2-15)

Repaint a movie scene (Film and paintings)

From: <http://www.chowchunfai.com/>



(Picture 2-16)

"Escape the Giang Hu world" ,2006

From: <http://www.chowchunfai.com/>

3) The design of the research

3.1) Arts-related research

My Research Methodology is Arts-related research. As Dewey mention, Arts production constitutes an authentic experience. It's very close to the purpose of Arts-related research. Artist-researchers will use their creative and art-making process as their basic research method. Also said that Arts-related research process generate through the work and practice. (Savin Baden & Major, 2013)

Arts-related research goals in the practice of creative arts, the results are partially explored by enabling researchers to acquire new knowledge. Researcher will consult and examine Expressionism art making through Martials exploration, painting, photos, media, conceptual art etc. An exhibition will be held in mid-February. During this period, I'll collect audience views on the works. The researcher refers to the opinions of the public and finally finishes the final works of art.

3.2) Study implementation process

See the following table of implementation process (Refer to Table 3-1).

June-Aug 2017	Research and artwork exploration
Sep-Dec 2017	Complete the first three chapter of research
Jun-Feb 2018	Artwork exhibition and collect date
Mar-Apr 2018	Finalized research paper
May 2018	Research paper submission

Table 3-1

3.3) Research restrictions

3.3.1) Limitation of art-related research

The art-related research has a limitation; there will be a delay of research question since artist will never know what they will experience through practice. And also the artistic process is very difficult to define and pinpoint. (Maggi Savin-Baden and Katherine Wimpenny ,2014)

3.3.2) Measurement Cross-dressing issue

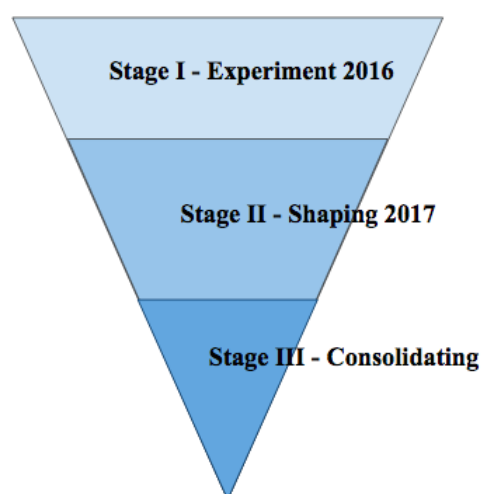
The hidden message of cross-dressing might reveal transgender and queer issues. That it is very difficult to measure the value of the data from the exhibition by knowing all audience views. Also, androgyny as an example, this is a philosophical concept; it is difficult to quantify the impact with fully social phenomenon.

3.3.3) Works and concept

Whether the artwork and its concept can be effectively connected is one of the problems created. How to express works in the most direct and ideal way is the test of the researcher.

4) Research Stages I-II

I divide my Arts-related research into three parts (Refer to table 4-1) . Stage I, experiment started from 2016, Stage II, shaping ideas, started form 2017 and Stage III consolidating from stage I&II after the exhibition.



(Table 4-1)

4.1) Stage I - Experiment

4.1.1) Background of Stage I

In Stage I, I pursue the perfection from the reproduce of movie screen as target. As Aristotle said, art is representation. Also, art as representation also mentioned by others. Xie Dongshan (2006) believes that art has a reproducible nature so that we can get pleasure from it. The artist conveys ideas through artistic creation and uses art to present images. - Li Meirong. However, the first part is mainly based on experimental attempts.

4.1.2) Arts-related studies - Technique of Glazing

One of my favorite artists is Vermeer. I studied his painting techniques, glazing. Glazing is a technique of applying a transparent coating to the surface of a painting to modify the color tones. This is one of the paintings he painted with glazing called *Girl with a Red Hat*. (refer to picture 4-1).

A superbly conserved example of glazing can be found in Vermeer's *Girl with a Red Hat*. The red hat, according to common practice for painting bright red objects, is first modeled with shades of pure vermilion and black. Subsequently, the lighter areas will be glazed with a thin layer of pure madder lake while the shadowed areas would be deepened with a thicker glaze of madder lake and, perhaps, some black or natural ultramarine.




(Picture 4-1)


Reconstruction of Vermeer's *Girl with a Red Hat* by
Jonathan Janson, author of *Essential Vermeer*.

Captured from


https://www.youtube.com/watch?v=ZPvU_9h-MVY



4-2



4-3



4-4

(Picture 4-2, 4-3, 4-4)

Reconstruction of Vermeer's *Girl with a Red Hat* by
Jonathan Janson, author of *Essential Vermeer*. Details


Captured from

https://www.youtube.com/watch?v=ZPvU_9h-MVY

From “Farewell My Concubine” to Farewell My King”, A focus on the cross-dressing character Leslie Cheung in the film “Farewell My Concubine”, in relation to Expressionism

4.1.3) Applying Glazing


Applying glazing on my work helps me achieve the semi-realistic image. In the work 「.....」, 20x20cm (Refer to Picture),



Picture 4-5

The painting process of 「.....」, 20x20cm, Oil on canvas

I paint grey and black as the foundation and modified with glazing technique. In work "I've caused you so much grief!" 30x21cm (Refer to picture 4-6), but I skip the foundation of grey and paint with full palette then tone the shadow part. This two painting I also used glazing to handle the painting process. It helps me easily to create a semi-realistic style of works and capture his beauty of androgynous image.




Picture 4-6

「此番運累你，多受惊慌！」—《霸王別姬》節錄

"I've caused you so much grief!" - "Farewell My Concubine" Excerpts

2017, 30x21cm, oil on paper

From “Farewell My Concubine” to Farewell My King”, A focus on the cross-dressing character Leslie Cheung in the film “Farewell My Concubine”, in relation to Expressionism



Picture 4-7

「心中有戲，目中無人。」－《霸王別姬》（李碧華 著）節錄
 "Play on his mind but without seeing others..." “Farewell My Concubine” Excerpts
 2016, 60x50cm, Acrylic on canvas

In work "Play on his mind but without seeing others..." , 60x50cm (refer to picture 4-7) that I explore with new glazing technique, in this painting, I brush grey and Ultramarine as foundation. Then I added lemon yellow on Titanium White, and alizarin crimson red on Ultramarine. It turns to deep purple similar to black, finally add one more Titanium White layer on lemon yellow. It makes a blur image that the outline of Leslie Cheung turns out a dramatic looks with Yellow, Blue and red.

According philosophy of Art as representation, in the table of work in Stage I (Refer to Table 4-1) are my trial, I had explore my work in oil, acrylic, sketches. I also tried to use ink and lake red pastel to depict his feminine image of Chinese Opera makeup.

Stage I 2016/9 ~ 2017/8 - Table of work

“Art as representation”- Aristotle

Oil painting	Acrylic	Sketches	Ink

Table 4-1

4.2) Stage II - Shaping

4.2.1) Background of Stage II

In the Second stage, I was strongly inspired by Expressionism and tried to express the character's expression in an expressionistic way. During my visit to Vienna, I inadvertently watched the works of Egon Schiele and I was very touched (Refer to picture 4-8). His use of strong brushstrokes to depict the movement of the human body made me feel the artist's strong emotions.



Picture 4-8

Me in Leopold Museum, Vienna (2017)

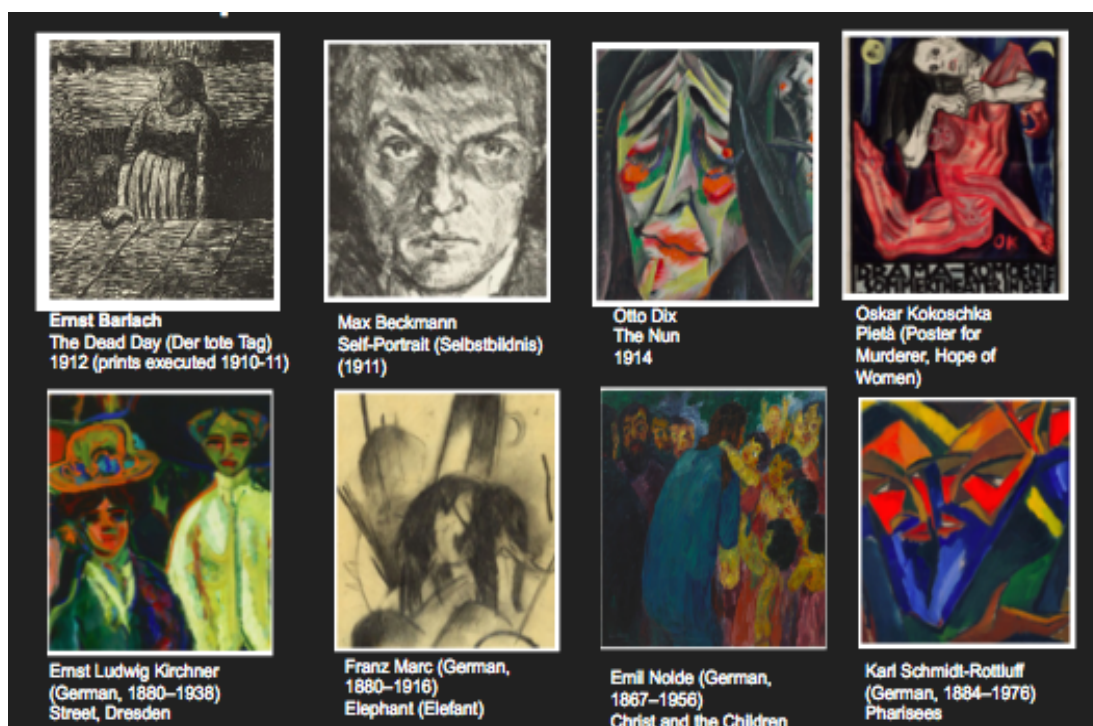
According to the Glingwood, As as expression, Art exists in the artist's heart and is the artist's emotional expression. Therefore, I have conducted some collection and research on expressionism and I believe that the expressionist ideas are all related to the topics I want to express.

4.2.2) Key ideas of Expressionism

Here are some key ideas of Expressionism, Artist's feelings - within the artist, rather than from a depiction of the external visual world. Anxieties of the modern world; swirling, swaying, and exaggeratedly executed brushstrokes, serpentine figural renderings and bold colors. Expressionist artist Egon Schiele believes that the most important element of art is affection...Painting is equal to expressing one's emotions. What a painter should care about is not how to draw but what to paint.”

For my practice, I have studied Expressionism artistic style and artist these are the German expressionism featured artists. (Refer to picture 4-9)

From “Farewell My Concubine” to Farewell My King”, A focus on the cross-dressing character Leslie Cheung in the film “Farewell My Concubine”, in relation to Expressionism



Picture 4-8

4.2.3) Expressionism and “Farewell my concubine”

Expressionism emphasis on the highly personal psychological and emotional response of the artist. As an artist, I found the main idea which I want to present is to reproduce the misfortune of his gender confusion and cross-dressing my expressionist painting. Farewell My Concubine is not a happy movie. The story tells that Cheng Dieyi, the main character, was forced to obscure his gender image to play the role of Dan female characters in Chinese Opera. After al, he recognized his misunderstand of himself gender then committed suicide, died.

I chose to depict him with the style of Expressionism, because I think that I was not only attracted to the image of Leslie Cheung's cross-dressing, but I also touched by misfortune in different situations and wanted the audience to look at this role from a new perspective. The doubleness of Dieyi's face and Leslie Cheung have produced an effect of conflation, it blurs the boundaries between fiction (Farewell my concubine) and reality.- Chen,Chin-Fu & Chung,Cheng-Tao. (2015).

4.2.4) Studies and practice Expressionism

After all research of expressionism and the ideas of Art as expression, this is the table of work in stage II (Refer to Table 4-2), different from stage I, reference to

From “Farewell My Concubine” to Farewell My King”, A focus on the cross-dressing character Leslie Cheung in the film “Farewell My Concubine”, in relation to Expressionism

Expressionism style, I tried different colours and brushwork to explore the emotion of the character.

Stage II - Table of work

Art as Expression (R. G. Glingwood, 1889-1943)





Oil painting	Sketches	Ink
		

Table 4-2

In expressionist art, colour in particular can be highly intense and non-naturalistic, brushwork is typically free, highly textured. (Tate, Terms- Expressionism), These are my practice and trial (Refer to picture.

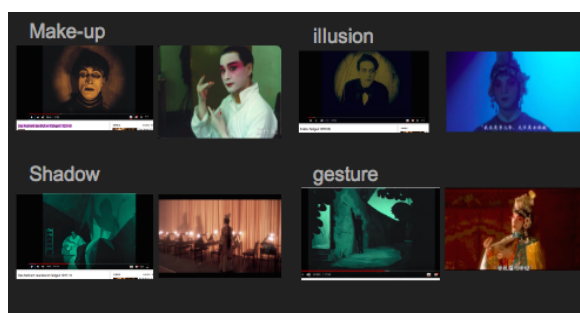


Picture 4-9


4.2.5) Inspired by The cabinet of Dr. Cagliari

I also watch expressionism film “ The cabinet of Dr. Cagliari”, inspired by the movie, as similarity from the film such as Make-up, illusion, shadow and gesture (Refer to Picture 4-10). They all depict and emphasis the feelings of character’s spirituality. And I used “monochromatic” style as it demonstrates the duality of human’s inner or subconscious mind that often stands between bright and dark side (Refer to Picture 4-11).

From “Farewell My Concubine” to Farewell My King”, A focus on the cross-dressing character Leslie Cheung in the film “Farewell My Concubine”, in relation to Expressionism

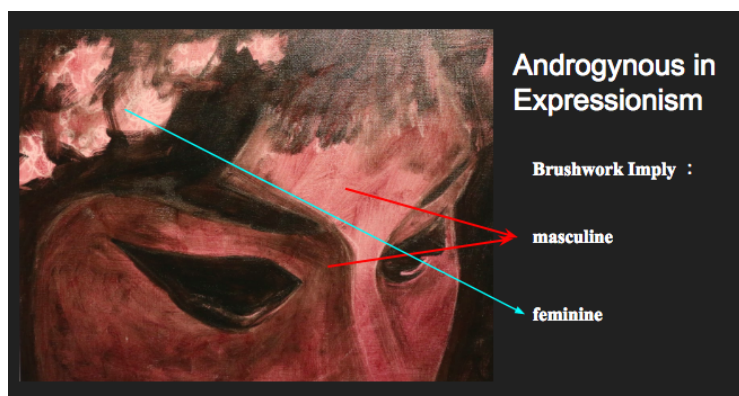


Picture 4-10



Picture 4-11

I try to apply androgynous idea by expressionism. Painting includes two brushworks. The strong heavy brushwork imply masculine and those soft thin drawing like feminine of his temper (Refer to picture 4-12).



Picture 4-12


4.2.6) Artwork Explanation

The following artwork are combine with my thought of the movie, storyline, the character and the feature of expressionism and expressionism film / film noir as inspiration. I choose 6 movie plot that I felt can depict the character misfortune from his gender. In traditional Chinese Opera, King and concubine can't be separate, but in my paintings, I never paint the King (Character in the film), because he lives in her heart and show it from her eyes.

This work “One year, one month, one day, even second less.....makes it less than a lifetime!”, 2017, (Refer to picture 4-13) is the story beginning of Deiyue (Leslie Cheung) grow up and his bother story of their Opera career. He keeps his head down and waiting for a moment to swage his bother. His greatest hope is to play the role of concubine Yu (the Peking Opera – Farewell my concubine”) with his bother within whole life. He was likely reflecting his love to bother through the play to satisfy him.

From “Farewell My Concubine” to Farewell My King”, A focus on the cross-dressing character Leslie Cheung in the film “Farewell My Concubine”, in relation to Expressionism

In this painting, I use a met pink a foundation and focus on his eyes mood. He was thinking, who know what is it? But at last that is something sweet to him.



(Picture 4-13)

說好了唱一輩子的，一輩子就是一輩子，差一年，
差一個月，差一個時辰，差一秒都不是一輩子。

One year, one month, one day, even second
less.....makes it less than a lifetime!

2017, 36x48cm, oil on paper



From Youtube:

<https://www.youtube.com/watch?v=kbcm7zliqQ>

In this work “ Master Yuan has presented you with a pennant. It reads, The beauty of the age”, 2017, (Refer to Picture 4-14). He life lives on the stage. He was “The beauty of the age.” Man treats him as a woman. Woman treat him as a man...who is he in the truth? A Man or a Woman.



(Picture 4-14)

「人戲不分，出神入化」

Master Yuan has presented you with a pennant.

It reads,” The beauty of the age.”

2017, 36x48cm, oil on paper



From Youtube:

<https://www.youtube.com/watch?v=kbcm7zliqQ>

In this work, “Just the way you’re overplaying your part. I’m just a fake king. You really are Concubine Yu”. 2017. This bother is going to leave him, with a woman. A

From “Farewell My Concubine” to Farewell My King”, A focus on the cross-dressing character Leslie Cheung in the film “Farewell My Concubine”, in relation to Expressionism

Woman. Why HE is not a woman. This bother said, “I’m just a fake king. You really are Concubine Yu.” Bur they just live on the stage...

...for you, it’s just a play only?



(Picture 4-15)

「我是假霸王，你是真虞姬。」

Just the way you’re overplaying your part. I’m just a fake king. You really are Concubine Yu. 2017, 36x48cm, oil on paper



From Youtube:

<https://www.youtube.com/watch?v=kbcm7zlziqQ>

In this scene, he was supposed to play concubine with his bother on stage, but Junior robbed his play. Finally, the only thing he can do is help him put on his headwear. That is his expression on his eyes (Refer to picture 4-16). You know, all I want is play “Farewell My concubine” on stage with, now, that become a hope only.... Well...let me put on your headwear...the last thing I can do, for you.



(Picture 4-16)

「看来今日，就是你我分别之日啊.....了！

I’m fear that today is the day we must part.” 2017, 36x48cm, oil on paper



From Youtube:

<https://www.youtube.com/watch?v=kbcm7zlziqQ>

In work “Can Peking Opera survive this indefinite?”, 2017. After Cultural Revolution, He was despaired. (Refer to picture 4-17)

From “Farewell My Concubine” to Farewell My King”, A focus on the cross-dressing character Leslie Cheung in the film “Farewell My Concubine”, in relation to Expressionism



(Picture 4-17)

「那京劇能不亡嗎？」

Can Peking Opera survive this indefinite?

2017, 36x48cm, oil on paper



From Youtube:

<https://www.youtube.com/watch?v=kbcm7zlziqQ>

In work “I am by nature a boy...not a girl”,2017. (Refer to picture 4-18). “I am by nature a boy...not a girl” is the most important dialogue, this implies that his gender was forcibly converted. The original script is “I am by nature a girl...not a boy.” This is the last scene of the film, he found that everything he had experience was like a dream.



(Picture 4-18)

「我本是男兒郎，又不是女嬌娥。」

“I am by nature a boy...not a girl”

2017,36x48cm,oil on paper



From Youtube:

<https://www.youtube.com/watch?v=kbcm7zlziqQ>

Work ”You all lie to me...!”,2018. (Picture 4-19), Which is the highlight work of the project. He exist in both three painting, and the focus is on the central the he was criticized in the Cultural Revolution. I chose the channel or scene because this scene is the most unfortunate scene of the character. His beliefs, gender orientation, love and righteousness are all overturned.

From “Farewell My Concubine” to Farewell My King”, A focus on the cross-dressing character Leslie Cheung in the film “Farewell My Concubine”, in relation to Expressionism



(Picture 4-19)

「你們都騙我...!」

”You all lie to me...!” 2018, 36’x24’, oil on canvas



From Youtube:

<https://www.youtube.com/watch?v=kbcn7zliqQ>

4.3) Public Exhibition

4.3.1) Exhibition preparation

The exhibition include my work from stage I to stage II. Preparing for the exhibition the above items are the most important ones. (Refer to Table 4-3) The first is to prepare the works and brief introductions, to prepare the venues, to deliver the works, and finally to promote and design posters.

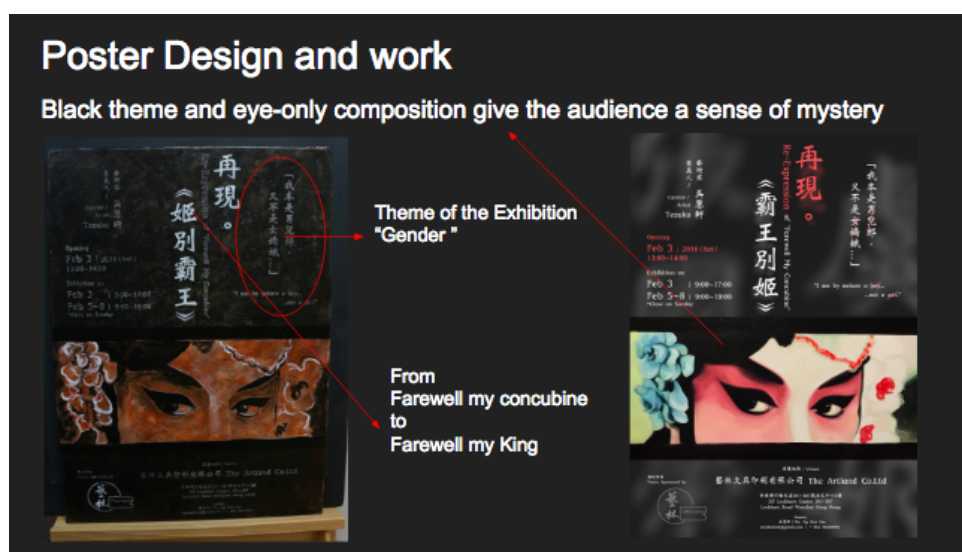
ITEM	CONTENT	DEADLINE	PROGRESS		
Promotion					
Facebook	Keep updating		ongoing		
Poster format	Change format from rgb to cmyk	28-Jan-18	Done	1	
Print and stick the poster at school		29-Jan-18	Done	2	
Send invitation letter or email	Send to professor Ask friend Send to the cantonese opera society's chairman		Done		
Make poster and print	A4 x 100	29-Jan-18	Done	2	\$185
Make and print postcard		Take it on the 31st Jan	Done	3	\$300
Find helper for setup	had 4 helper now - 2 for reception - 2 for drinks		Done		\$500
Find photographer			Done		
Find helper for packing and leave			Done		
Price of postcard			Done		
Preparation					
update to supervisor about the exhibition		29-Jan-18	Done	2	
Opening rundown		28-Jan-18	Done		
Confirm guest list		28-Jan-18	No need	1	
Drinks and food		1-Feb-18	Done	4	\$200
Dress		28-Jan-18	Done	1	\$470
Signature pen and book		28-Jan-18	Done	1	\$167.40
Flower for supervisor	one flower	1-Feb-18	No need!!!!	4	
venue					
Book venue			Done		\$1,000
Setup (Magic Tape)					\$108
Setup (Fishing Line)				5	\$12.60
Setup(GOGOvan)					\$250
Setup (Frame) 12 (30X40 \$59.9x5 / 40X50 \$79.9x7)					\$58.8
Packing (GOGOvan)					\$270
Exhibition					
Welcome speech		31-Jan-18		3	
Caption	Each painting		Done		\$90
Caption	For section one and two	31-Jan-18	Done	3	
Questionnaire for the exhibition		1-Feb-18		4	
Booklet			Later (For Hon Pro)		
Introduction of 霸王別姬	video for the movie	2-Feb-18	Done	5	
in front desk		2-Feb-18	They provide the	5	
Sketch book for this project	Need to scan and make a booklet	1-Feb-18	N/A	4	

Table 4-3

From “Farewell My Concubine” to Farewell My King”, A focus on the cross-dressing character Leslie Cheung in the film “Farewell My Concubine”, in relation to Expressionism

4.3.2) Poster Design

I added elements of expressionism. In addition to the electronic version of the design, I also painted another piece. (Refer to picture 4-20) The colors and strokes of this work are relatively random and primitive. The theme of the exhibition is from Farewell by concubine to Farewell my King. This shows that the focus of the exhibition is on the characters. A subtitle is also included in the poster to reflect the exhibition’s The theme is based on the gender of the character.



Picture 4-20

4.3.3) Floor Plan

I mainly divided my works into two categories: early works and later works. I classify the semi- realistic works in Wall A to B. they are also my early works. Area C mainly shows my exploration on outlines, shapes, colors, strokes, and so on. Wall D reveal the expressionism style of paintings. These expressions are the plots of the characters in the different scenes of the movie. Wall E would be the highlight of

From “Farewell My Concubine” to Farewell My King”, A focus on the cross-dressing character Leslie Cheung in the film “Farewell My Concubine”, in relation to Expressionism

work.



Picture 4-21

4.3.4) Feedback and Findings

The exhibition brought a different reaction. Most of the people agree my point of view. However there are more suggestion that I unexpected. People think that Hong Kong rarely has Chinese Opera as the theme of the artwork. Some art lovers appreciate that I try to use different techniques to paint Leslie Cheung. An actor who also agrees with the misfortune of Leslie Cheung who committed suicide, the way to depict him in painting is very well done. This is a very avant-garde idea for painting with a Chinese opera script caption, by a Cantonese operas performer of. Leslie Cheung’s fans also reacted positively to this exhibition. They also agreed that Expressionism can better express the inner world of the character, and also recall that the incident of Leslie Cheung’s suicide coincides with the plot of his movie. Therefore, it is also a great pleasure for the exhibition to receive many positive responses. Communicating with different people makes me more courageous to face the people.

Response to project purposes, I think the project can achieve three purposes from the exhibition. Through Stage I to stage II, from semi-realistic style to expressionism, I believe that reproducing the movie plot with expressionist techniques are the better way to express my ideas on the topic. By audience options, we both think that it is more feasibility to interpret the actor characteristics and phenomenon with

Expressionist techniques. And I had explored the impression and perception of audiences on the androgynous roles of Chinese opera actor in the style of expressionist art through the exhibition.

5) Research Stage III

5.1) Stage III – Consolidating

After the exhibition, I stopped doing anything about a month and I had a deep reflection and enlightenment. I recall everything again. Is this exhibition really successful? What did this mean to me after I finished the plan? After a long break...unexpectedly, I began a new creation. It was a reflection of all the experiences of stage one and stage two and after the exhibition.

5.2) Stage III- Discussion and Reflection

5.2.1) the combination of screen, title and painting

There are interesting relationship between screen, title and paintings, originally they are three independent arts, movies, literature, paintings. Since I had created a re-combination of them, I believe that it gives people a new imagination from the set of art. The audience can feel the sentiments conveyed by the work from three aspects (Farewell My concubine), pictures (expressionist treatment), and the title of the work. From the "Farewell My concubine " to the "Farewell My King", in the transformation of the title, in my works, I made Den's position surpass the actor's lead, and focused the attention on Leslie Cheung then people to feel his deep emotions in his androgynous image. Coupled with traditional Beijing opera and story dialogue.

5.2.2) the artist's relationship with the viewer

During my exhibition, I received different types of opinions independently. But what mentality should an artist listen to? I think that once an exhibition has been held this time, I should understand that I cannot forces everyone to accept my work. Although this is a research project, there are also research objectives that should be achieved. For a researcher, the opinions of the audience are very important data. But for the artist,

From “Farewell My Concubine” to Farewell My King”, A focus on the cross-dressing character Leslie Cheung in the film “Farewell My Concubine”, in relation to Expressionism

after the artist interacts with the viewer, we get new inspiration and reflection, which is more precious.

5.2.3) Expressionist techniques and artists

The exhibition shows two important phases of my creation, from figurative representation to abstract thinking. When I gave up painting with figurative and realistic methods, it meant that my creation added a strong personal perception. The works I created are very improvised and timely. It is completed quickly. I will first watch a fragment of the movie, and when I have a strong feeling, I will create it. Therefore, what these record is not just a picture. For me, it is the preservation of my feelings at the moment. It's very unique and rare. Because inspiration cannot be redrawn when it lost. I believe that is also a connotation of Expressionism.

5.2.4) Expressionism and Androgyny

The process of exploration has been since I discovered that it is actually possible to present a masculine and feminine image in one work. Through strong brushstrokes, I can express the emotions of the characters in the works. I can also use sketched curves to show the soft and feminine aspects. At the same time try glazing, with a relatively transparent three primary colors can present a dreamy black and white picture. So I intend to continue to develop this type of style and name it as **Androgynism**.

5.3) Stage III – Artworks

In this stage III, I try to explore on brushwork and layers (Refer to picture 5-1). In this process, I give up the realistic creation, to explore the direct nature of expressionism, distortion, and strong color and apply Androgynism style (masculine and feminine) in it.



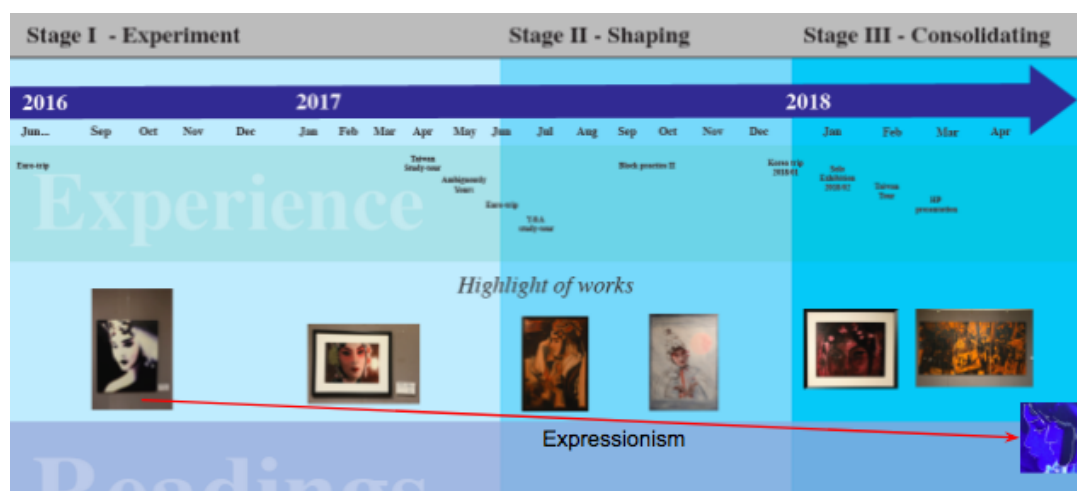
Picture 5-1

From “Farewell My Concubine” to Farewell My King”, A focus on the cross-dressing character Leslie Cheung in the film “Farewell My Concubine”, in relation to Expressionism

(6) Conclusion


6.1) Summary of Project and reflection

Summarizing this plan, the plan is clearly divided into three stages. But in fact these three stages occurred accidentally. I have many changes before and after the exhibition. These are unexpected.



Picture 6-1

During this project, I read the literatures again and again. I began to think about it. What is androgyny having to do with me? Seeing these works inspired me to re-create my intentions and identity, I always thought that I was attracted by Leslie Cheung, but I was originally attracted by this kind of temperament, androgyny. This is my common point with them. (Refer to Picture 6-2) And I think I saw some of my qualities in the role of Leslie Cheung, so I combined him and me into one painting.



Picture 6-2

Portrait of Leslie and me, 2018, 20x29cm, ink on paper



Picture 6-3

From “Farewell My Concubine” to Farewell My King”, A focus on the cross-dressing character Leslie Cheung in the film “Farewell My Concubine”, in relation to Expressionism

Expressionism emerged lost feelings of authenticity and spirituality of artist. The central idea of expressionism is the same as the thoughts of the works I presented. Because I'm terrified of such qualities as myself, I'm afraid that my end is like a movie. (Refer to 6-3) This may be the reason why I feel strongly about this movie.

Summarizing the entire plan, I think what I experienced seemed to be a journey. Even the goal has been achieved... it does not mean that this is over, because I have found a new creative motivation. If there is no past experience, there will be me now. Many things in art are a process. This process will not end. This is not just a plan that has already been completed. It is an ongoing exploration. Art is a desire that is buried in your heart. Arts for art sake, right?

Reference:

- Chen, Chin-Fu & Chung, Cheng-Tao. (2015). Concubine Yu, Cheng Dieyi, Leslie Cheung-- the Gaze and Gender Concept of Farewell My Concubine.
- Elger, D. (1991). Expressionism : A revolution in German art. Koln [Germany]: Benedikt Taschen Verlag GmbH.
- Hsu, J. (2012). Queering Chineseness: The Queer Sphere of Feelings in Farewell My Concubine and Green Snake. Asian Studies Review, 36(1), 1-17.
- Jung, C.G. (1925). Marriage as a Psychological Relationship. CW 17: The development of the personality. P.338
- Jowett, Benjamin. The Dialogues of Plato in Five Volumes. 3rd ed. Oxford University, 1892. Vol. 1, pp. 558–563.
- Leung, H. (2010). Farewell my concubine (A queer film classic). Vancouver, B.C.: Arsenal Pulp Press.
- Liang Luo (2008), Modern girl, modern men, and the politics of androgyny in modern China, Volume XLVII, Issue 2: China
- Maggi Savin-Baden and Katherine Wimpenny (2014), A Practical Guide to Arts-related Research, Sense Publishers, The Netherlands.
- Savin-Baden, M. and Major, C. (2013) Qualitative research: The essential guide to theory and practice. Routledge, London.
- Stanley Kwan (1997). Yang ± Yin: Gender in Chinese Cinema [Videofile].
<https://www.youtube.com/watch?v=fKsh5DHTOZI&list=PLChjNXQH3e7PYsTe7PsZEF0TTLxKHB7Uw>
- Warhol, A. (2004). Andy Warhol, 365 takes : The Andy Warhol Museum collection. New York, N.Y.: H.N. Abrams.
- Whitford, F., & Schiele, E. (1981). Egon Schiele (World of art library). London: Thames and Hudson.
- Wollheim, R. (1987). Painting as an art. London: Thames and Hudson.
- 姚鍾華., & 姚鍾華. (2000). 德國表現主義的崛起 (第 1 版. ed., 從古希臘到畢加索, 美術欣賞叢書 ; [14]). 北京市: 北京工藝美術出版社.

From “Farewell My Concubine” to Farewell My King”, A focus on the cross-dressing character Leslie Cheung in the film “Farewell My Concubine”, in relation to Expressionism

曾長生., & 曾長生. (2001). 杜象：現代藝術守護神 = Marcel Duchamp (初版. ed., 世界名畫家全集). 台北市: 藝術家出版社.

洛楓，男身女相．雌雄同體 張國榮的歌衫舞影與媒介論述。台灣《媒介擬想》學術期刊（第三期，二零零五年四月）頁 134-146

謝東山. (2006). 藝術批評學 = Philosophy of art criticism (初版. ed.). 台北市: 藝術家出版社.

From “Farewell My Concubine” to Farewell My King”, A focus on the cross-dressing character Leslie Cheung in the film “Farewell My Concubine”, in relation to Expressionism

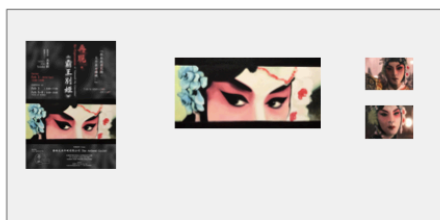
Appendix I - Exhibition Set-up



Map



wall A total : 218.44cm



$30+20+76+29(\text{A3 poster})\text{cm}$
=total: 165 cm

218-165cm
Space left: 53cm (1Xcm)

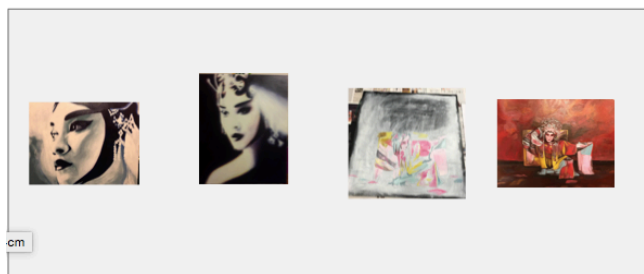


From “Farewell My Concubine” to Farewell My King”, A focus on the cross-dressing character Leslie Cheung in the film “Farewell My Concubine”, in relation to Expressionism



Wall B total: 406.4cm

$$60+50+76+80.5+70\text{cm} = 326.5\text{cm}$$

$$406.4-326.5\text{cm} = 80\text{cm} (13.3\text{cm})$$




Wall C1-6




Wall D1(220.98cm) D2(243.84cm) D3(220.98cm)

48x3 (144cm)

48x3(144cm)



Wall E 365.76cm



From “Farewell My Concubine” to Farewell My King”, A focus on the cross-dressing character Leslie Cheung in the film “Farewell My Concubine”, in relation to Expressionism



From “Farewell My Concubine” to Farewell My King”, A focus on the cross-dressing character Leslie Cheung in the film “Farewell My Concubine”, in relation to Expressionism

Appendix II - Exhibition Poster and postcard

藝術家 / 策展人 / 吳慧軒
Curator / Artist
Tezuka

Opening
Feb 3 | 2018 (Sat)
13:00~14:00

Exhibition on
Feb 3 | 9:00~17:00
Feb 5~8 | 9:00~19:00
*Close on Sunday

再現。
《霸王別姬》
Re-Expression of "Farewell My Concubine"

「我本是男兒郎，
又不是女嬌娥……」
"I am by nature a boy...
...not a girl."



場地贊助
Venue Sponsored by
藝林文具印刷有限公司 The Artland Co.Ltd

香港灣仔駱克道301-307號海克中心3樓
3/F Lockhart Centre 301-307
Lockhart Road Wanchai Hong Kong

Inquiry
吳慧軒 | Ms. Ng Wai Hin
tezukaartist@gmail.com | +852 98250092

「我本是男兒郎，
又不是女嬌娥……」——程蝶衣

再現。
《霸王別姬》
Re-Expression of "Farewell My Concubine"

展覽簡介：
再現。《霸王別姬》Re-Expression of "Farewell My Concubine"。靈感來自電影《霸王別姬》。"Farewell My Concubine" 張國榮 Leslie Cheung 所飾演的京劇反串角色——程蝶衣。展覽將會以繪畫的形式，重新呈現程蝶衣於大眾面前。
藝術家從小看到有關京／粵劇的海報，感到疑惑又稱奇，到底角色是男生還是女生？後來才知道，這叫「反串」（Cross-Dressing）。而繪畫又能如何重新激活《霸王別姬》張國榮飾演「反串」角色程蝶衣的魅力及靈魂？
兩個部分，早期作品以描繪角色的「反串」形態及魅力為主，後者以表現主義的手法，主要捕捉角色的情感變化，讓觀眾於定格畫面下，更細膩地感受在不同場景所帶出的情感。

Exhibition Introduction
The Exhibition explores the cross-dressing character Leslie Cheung in the film "Farewell My Concubine" through a series of paintings. Ng Wai Hin Tezuka has a strong interest in the traditions and characteristics of cross-dressing in Chinese Opera and conveys the deep impression created by the styling of Leslie Cheung's characters in the film of "Farewell My Concubine".
The exhibition is arranged in two major directions: Firstly the early works which discuss the artistic features of Leslie Cheung's characters of cross-dressing, and secondly a section emphasizing the strong emotions of characters and reproducing the movie plot with expressionist painting techniques. The exhibition also explores the impression and perception of audiences on the androgynous roles of Chinese opera actors in the genre.

藝術家簡介：
吳慧軒，別名手塚 (Tezuka) 就讀香港教育大學，視覺藝術教育榮譽學士。對繪畫有濃厚的興趣，擅長各種類的繪畫技法。對傳統戲曲的反串形象及流行文化中的性別曖昧形象有濃厚興趣。其作品主要透過繪畫方式，重新呈現人物的性別曖昧特質。

Artist profile:
Ng Wai Hin, alias Tezuka, now studying Bachelor of Visual Arts Education (Honors) in The Hong Kong University of Education. I have a strong interest in painting, good at various types of painting techniques. I'm fanatic with the androgynous image of traditional opera and the ambiguous image in popular culture. My works mainly use the painting method to reappear the character's ambiguous temperament.

策展人 / 藝術家
Curator / Artist
Tezuka 吳慧軒

邀請卡
誠意邀請你出席
再現。《霸王別姬》展覽及開幕禮

展覽開幕
2月3日 (星期六)
開幕時間
13:00-14:00
地點
藝林文具印刷有限公司
The Artland Co.Ltd
香港灣仔駱克道301-307號海克中心3樓
歡迎邀請朋友參加！

再現。
《霸王別姬》
Re-Expression of "Farewell My Concubine"

Invitation Card
You are invited to attend
the Grand Opening of
Re-Expression of "Farewell My Concubine"

Saturday 3 February, 2018
From 1 to 2 p.m.
The Artland Co.Ltd
3/F Lockhart Centre
301-307 Lockhart Road
Wan Chai, Hong Kong
Soft drinks, Beers and Cocktails will be served
Exhibition open for all general public

+852 98250092 | tezukaartist@gmail.com



「短好了哪一輩子，一輩子就是一輩子。
差一年，差一個月，差一個時候，差一秒都不是一輩子。」
"One year, one month, one day, even second less...
...makes it less than a lifetime!"
TEZUKA
2017 30x48CM OIL ON PAPER





「人帥，只是比別人多粉一點。」
"Life is a face with excess powder."
TEZUKA
2017 60x50CM ACRYLIC ON CANVAS

藝術家 / 策展人 / 吳慧軒
Curator / Artist
Tezuka

Opening
Feb 3 | 2018 (Sat)
13:00~14:00

Exhibition on
Feb 3 | 9:00~17:00
Feb 5~8 | 9:00~19:00
*Close on Sunday

再現。
《霸王別姬》
Re-Expression of "Farewell My Concubine"

「勸君王飲酒聽戲歌……」
"King, I advocate you to drink and listen to my song."
TEZUKA
2017 38x76CM OIL ON CANVAS

From “Farewell My Concubine” to Farewell My King”, A focus on the cross-dressing character Leslie Cheung in the film “Farewell My Concubine”, in relation to Expressionism

Appendix III - Table of Exhibition To-do-list

ITEM	CONTENT	DEADLINE	PROGRESS		
Promotion					
Facebook	Keep updating		ongoing		
Poster format	Change format from <u>rgb</u> to <u>cmk</u>	28-Jan-18	Done	1	
Print and stick the poster at school		29-Jan-18	Done	2	
Send <u>invitation</u> letter or email	Send to professor Ask friend Send to the <u>cantonese</u> opera society's chairman		Done		
Make poster and print	A4 x 100	29-Jan-18	Done	2	\$185
Make and print postcard		Take it on the 31st Jan	Done	3	\$300
Find helper for setup	<u>had</u> 4 helper now - 2 for reception - 2 for drinks		Done		\$500
Find photographer			Done		
Find helper for packing and leave			Done		
Price of postcard			Done		
Preparation					
<u>update</u> to <u>supervisor</u> about the exhibition		29-Jan-18	Done	2	
Opening rundown		28-Jan-18	Done		
Confirm guest list		28-Jan-18	No need	1	
Drinks and food		1-Feb-18	Done	4	~\$200
Dress		28-Jan-18	Done	1	\$470
Signature pen and book		28-Jan-18	Done	1	\$167.40
Flower for supervisor	<u>one</u> flower	1-Feb-18	No need!!!!	4	
venue					
Book venue			Done		\$2,000
Setup (<u>u</u> Magic Tape)					\$108
Setup (Fishing Line)				5	\$12.60
Setup(GOGOvan)					\$250
Setup (Frame) 12 (<u>u</u> 30X40 \$59.9x5 / 40X50 \$79.9x7)					858.8
Packing (GOGOvan)					\$270
Exhibition					
Welcome speech		31-Jan-18		3	
Caption	Each painting		Done		\$30
Caption	For section one and two	31-Jan-18	Done	3	
Questionnaire for the exhibition		1-Feb-18		4	
Booklet			Later (For Hon Pro)		

From “Farewell My Concubine” to Farewell My King”, A focus on the cross-dressing character Leslie Cheung in the film “Farewell My Concubine”, in relation to Expressionism

Appendix IV

Table of Works

From “Farewell My Concubine” to Farewell My King”, A focus on the cross-dressing character Leslie Cheung in the film “Farewell My Concubine”, in relation to Expressionism

Appendix V

Presentation ppt of project

From “Farewell My Concubine” to Farewell My King”, A focus on the cross-dressing character Leslie Cheung in the film “Farewell My Concubine”, in relation to Expressionism

Appendix VI - EdUHK Gallery Exhibition set-up



1. This is the artist table. It includes a few of my early works on the wall. On the table there are my oil painting stuff and latest artworks. Feel free to have a look.



2. The wall shows my sketches and trial.



3. Here is the exhibition area !

From “Farewell My Concubine” to Farewell My King”, A focus on the cross-dressing character Leslie Cheung in the film “Farewell My Concubine”, in relation to Expressionism

Appendix VII - Online version Project website

<https://tezukartist.wixsite.com/tezukartist>

