

INSTITUTIONAL OPEN ACCESS AT HOME AND OUTWARD INTERNATIONALIZATION

Sunny Li Sun

Henry W. Bloch School of Management,
University of Missouri - Kansas City
5110 Cherry Street
Kansas City, MO 64110-2499
[**sunqli@umkc.edu**](mailto:sunqli@umkc.edu)

Mike W. Peng *

Naveen Jindal School of Management
University of Texas at Dallas
Box 830688, SM 43
Richardson, TX 75083-0688
[**mikepeng@utdallas.edu**](mailto:mikepeng@utdallas.edu)

Ruby P. Lee

College of Business
Florida State University
Tallahassee, FL 32306-1110
[**rlee3@cob.fsu.edu**](mailto:rlee3@cob.fsu.edu)

Weiqiang Tan

School of Business
Hong Kong Baptist University
Kowloon, Hong Kong
[**wqtan@hkbu.edu.hk**](mailto:wqtan@hkbu.edu.hk)

Accepted by Journal of World Business

April 2014

* Corresponding author

Earlier versions of this article were presented at the Academy of International Business (San Diego, June 2009) and the University of Texas at Dallas (June 2009). We thank Greg Dess, Seung-Hyun Lee, Zhiang (John) Lin, Livia Markoczy, and Eric Tsang for helpful comments. This research was supported in part by the National Science Foundation (CAREER SES 0552089) and Kemper Summer Research Grant from Bloch School of Management, UMKC. All views are those of the authors and not necessarily those of the NSF.

INSTITUTIONAL OPEN ACCESS AT HOME AND OUTWARD INTERNATIONALIZATION

Abstract

While voluminous research has focused on the impact of host country institutions on foreign entrants, the rise of outward internationalization of firms from emerging economies is challenging this research stream. Limited work has been done to investigate a crucial question: How do *home country* institutions influence firms from emerging economies to engage in outward internationalization? Inspired by North's insights on institutional open access, we develop an institution-based framework highlighting intra-country (sub-national) regional differences within a large emerging economy. Specifically, we argue that greater institutional open access in a particular region of a home country—in the areas of legal environment openness and financial market openness—leads to greater outward internationalization of local firms headquartered in that region. Further, tenure of that region's governor moderates such relationships in different ways. Our multilevel analysis with 5,239 observations (company-years) finds that institutional open access is indeed behind some Chinese firms' outward internationalization.

Keywords: Institutional open access, internationalization, institutional transitions, institution-based view.

A voluminous literature suggests that host country institutions affect the inward internationalization of foreign entrants (Chacar, Newburry, & Vissa, 2010; Dunning & Lundan, 2008; Holmes *et al.*, 2013; Luo & Peng, 1999; Meyer *et al.*, 2009; Yang, Tipton, & Li, 2011). To the extent that any internationalization move involves at least two countries (host and home), then, what about the impact of *home country* institutions on firms that internationalize? Until recently, the literature had largely ignored this question, because the typical foreign entrants studied are multinational enterprises (MNEs) from developed economies (DE) and the pro-outward internationalization policies adopted by home country governments in DE are taken for granted (Peng, Wang, & Jiang, 2008). However, with significant outward internationalization by firms from emerging economies (EE), a new theory needs to start filling this gap (Guillén & García-Canal, 2009; Luo and Tung, 2007; Mathews, 2006; Peng, 2012).

In response, we develop an institutional open access framework to highlight the effect of *home country* institutions on the internationalization of firms, especially those from EE. Institutional open access means advancement in formal rules that enables market forces to access opportunity via competition (North, Wallis, & Weingast, 2009). Such market-supporting institutional environments may reduce transaction costs, encourage individuals and firms to enter complex transactions, and facilitate impersonal exchange that is based on market efficiency rather than personal networks or political power (Peng, 2003; Young *et al.*, 2014).

While governments in many EEs have set country-level policies to facilitate such institutional open access, considerable intra-country (sub-national) regional differences exist in large emerging economies such as Brazil, Russia, India, and China (BRIC) (Chabowski *et al.*, 2010; Hoskisson *et al.*, 2013). Such variations within a country allow us to extend the institution-based view from cross-country comparisons to intra-country (inter-region)

comparisons by concentrating on the institutional differences among different regions within a country (Chan, Makino, & Isobe, 2010; Chang & Xu, 2008; McDermott, Corredoira, & Kruse, 2009; Meyer & Nguyen, 2005; Shi, Sun, & Peng, 2012). Against this backdrop, we address a previously underexplored question: What institutional variables facilitate open access in the home region within an EE such that local firms from that region can increase their outward internationalization?

Overall, we endeavor to contribute to the literature in three ways. First, extending the institution-based view (Ahuja & Yayavaram, 2011; Peng *et al.*, 2008, 2009; Wright *et al.*, 2005), we identify two types of institutional open access—legal environment openness and financial market openness, which may facilitate outward internationalization. In other words, we offer an alternative theoretical framework centered on institutional open access (North *et al.*, 2009) to explore how institutional advancement at home shapes the progress of domestic firms' outward internationalization (see Figure 1).

[Figure 1]

Second, while inter-regional differences within a large EE have been investigated by a small number of studies (Atsmon, Kertesz, & Vittal, 2011), the emphasis has been on how domestic firms survive or exit (Chang & Xu, 2008; Lebedev & Peng, 2014), how foreign firms enter (Meyer & Nguyen, 2005; Shi *et al.*, 2012, 2014b), and how foreign firms' affiliates perform (Chan *et al.*, 2010). None has probed the link between inter-regional differences and the outward internationalization of local firms. We not only theorize about this link, but also offer the first set of large-sample empirical evidence, using two dimensions of openness at the regional (provincial) level from China to substantiate our case. Third, we highlight the continuing importance of political influence (Shi, Markoczy, & Stan, 2014a), by revealing the moderating role played by

the tenure of regional governor in affecting the relationship between institutional open access in a region and outward internationalization undertaken by firms from that region.

THE DEBATE OF HOME COUNTRY INSTITUTIONS BEHIND OUTWARD INTERNATIONALIZATION

While the literature has paid a great deal of attention to host country institutions (Deng, 2009; Meyer *et al.*, 2009; Meyer & Sinani, 2009; Xia, Tan, & Tan, 2008; Yang *et al.*, 2011), scholars begin to recognize that institutions adopted by the home country cannot be taken for granted to explain the internationalization of EE firms (Cuervo-Cazurra & Dau, 2009; Cui & Jiang, 2010; Del Sol & Kogan, 2007; Luo & Tung, 2007; Witt & Lewin, 2007). These findings thus promote an interest in probing the role played by home country institutions behind outward internationalization (Dau, 2012; Del Sol & Kogan, 2007; Lee & Weng, 2013; Liu, Lu, & Chizema, 2014; Luo & wang, 2012). Two contrasting arguments have emerged, which can be summarized as an “escape” view and a “fostering” view.

The “escape” view argues that outward FDI from EE is in part an escape response to a burdensome home country institutional environment (Witt & Lewin, 2007). Through this “dark” lens on institutional constraints, some scholars argue that EE firms’ primary motivation to go abroad is not to leverage their competitive advantages, but to avoid a number of competitive disadvantages incurred by home country institutions (Boisot & Meyer, 2008; Child & Rodrigues, 2005; Hoskisson *et al.*, 2013; Peng, Sun, & Blevins, 2011). Luo and Tung (2007, p. 482) identify the “pull factor” of EE MNEs that “use outward investments as a springboard to acquire strategic assets needed to compete more effectively against global rivals and to *avoid the institutional and market constraints they face at home*” (added italics). The important evidence on this “escape”

view is capital round-tripping (Wei, 2005). For example, Chinese outward FDI stock in the Cayman Islands and the British Virgin Islands (BVI) is more than that in the US, the UK, and Germany combined. In turn, together the Cayman Islands and the BVI's FDI stock in China is more than that from the US, the UK, and Germany combined (Peng *et al.*, 2011).

The “fostering” view suggests a facilitating role of advanced institutions that promotes firms’ outward internationalization (Wan & Hoskisson, 2003). Viewed from this “bright” lens of institutional impetus, firms do not necessarily react to institutional *constraints*, but strategically explore institutions as *opportunities* (Jonsson & Regnér, 2009; Martin, 2014). It means that EE MNEs may leverage government intervention as a positive “push factor” behind their internationalization (Goh & Wong, 2011). The high level of government support in the privileged access to raw materials, low-cost capital, and subsidies may help EE firms as they embark on internationalization (Buckley *et al.*, 2007; Cui & Jiang, 2010; Luo, Xue, & Han, 2010; Morck, Yeung, & Zhao, 2008; Rui & Yip, 2008).

Since this debate mainly focuses on country-level institutions, we believe that one way to help resolve this debate is to probe into institutional differences between regions within an EE (Chabowski *et al.*, 2010; Chan *et al.*, 2010; Shi *et al.*, 2012). Within one country, some institutions in some regions may facilitate more outward internationalization, and some institutions in other regions may be so constraining that they push firms to go out in search of “greener pastures.” By comparing intra-country regional differences, we may solve this dilemma between an “escape” view and a “fostering” view on the outward internationalization of EE firms. Next, we develop an institutional open access framework centered on regional differences.

INSTITUTIONAL OPEN ACCESS ON OUTWARD INTERNATIONALIZATION

Building on North (1990, 2005), North *et al.*, in a seminal new book, argue that “social orders are characterized by the way societies craft institutions that support the existence of specific forms of human organization, the way societies limit or open access to those organizations, and through the incentives created by the pattern of organization” (2009, p. 1). Institutional open access means advancement in formal rules that empowers individuals the right to engage in a variety of economic (as well as political and social) activities, and affords firms the right to develop their own strategies such as internationalization. Economic development and growth are generally correlated with institutional open access (Acemoglu & Robinson, 2012).

Historically, long-distance trade benefited from an early institutional open access that fostered arm’s-length transactions and law-based, impersonal exchange (North, 1990). Modern firms’ internationalization engages in more complex transactions in the global value chain and calls for more support from sophisticated contractual, organizational, and legal systems (Morck *et al.*, 2008; Peng, 2003). Extending North’s insights to the domain of internationalization, we develop an institutional open access framework with multidimensional institutional research. We emphasize two dimensions of openness that promote local firms’ internationalization: (1) legal environment openness and (2) financial market openness. As shown in our theoretical framework (Figure 1), these two dimensions of openness not only broadly define the protection from political intervention (North *et al.*, 2009), but also ensure competition-based market entry and support impersonal economic relationships (Chang & Xu, 2008; Peng, 2003; Young *et al.*, 2014; Zhou & Peng, 2010). They provide fertile ground on which the competitive capabilities of EE firms in outward internationalization can be nurtured (Martin, 2014). In addition, the tenure of a province’s governor, which influences the implementation of regional policies, is likely to influence the efficacy of institutional openness on local firms’ internationalization.

While laws are enacted at the country level, its enforcement and financial market openness are typically undertaken at the regional and local levels (Atsmon *et al.*, 2011; Pistor & Xu, 2005). In large EE such as BRIC, the rules and regulations at the regional level tend to be diverse, creating a great deal of inter-region differences (Chang & Xu, 2008; Kwon, 2012; McDermott *et al.*, 2009). For example, substantial sub-national regional differences are found in Russia (Lebedev & Peng, 2014) and Vietnam (Meyer & Nguyen, 2005).¹ “In China, given its size, this holds even more so” (Tse, 2010, p. 19). In terms of informal institutions, “provinces retain their distinct identities, with their own cuisines, customs, dialects, and sometimes languages (Tse, 2010, p. 19). In terms of formal institutions, despite the nationwide implementation of market-supporting policies and laws, sub-national differences in economic freedom are still pronounced (Shi *et al.*, 2012, 2014a). Given the uneven development of nationwide markets in finances, talents, and strategic factors, many Chinese firms still rely strongly on their headquarters regions (provinces) to access supportive political resources, favorable financial backing, and top talents (Chan *et al.*, 2010; Shi *et al.*, 2012, 2014a). As a result, institutional open access at the regional (provincial) level is crucial.

Pushing this line of logic further, we argue that these inter-region differences in institutional open access in terms of (1) legal environment and (2) financial market within one country may directly influence the outward internationalization of local firms headquartered in different regions.

Legal Environment Openness

¹ While we focus on EE, it is important to note that significant sub-national regional differences exist in large DE, such as the United States (Chan *et al.*, 2010) and Italy (Laursen, Masciarelli, & Prencipe, 2012). Our focus on EE is justified because, according to Chan *et al.* (2010), “the effects of sub-national regions are far stronger in China than they are in the United States, thus suggesting that regional differences are more critical in their explanatory power for firm performance in emerging economies than they are in developed economies” (p. 1226).

A core characteristic of institutional open access is that entry and competition are protected and regulated through legal systems (Acemoglu & Robinson, 2012; North *et al.*, 2009; Peng, 2003).

A legal system, including laws, rules, and regulations, is one of the most important attributes of a country's governance infrastructure. Although EEs are often criticized for inadequate property rights and ineffective laws, some EEs—and importantly for the purposes of our study, some regions within EE (such as Shanghai and Beijing in China)—have made significant progress in offering firms a more legally protective environment (Cuervo-Cazurra & Dau, 2009; Dikova & van Witteloostuijn, 2007). Based on North *et al.*'s (2009) focus on “how the political system defines property rights, enforces contracts, and creates the rule of law necessary for market” (p. 110), we suggest that legal environment openness can be observed in four interrelated aspects: (1) the rule of law and its enforceability, (2) firm and investor rights protection, (3) property rights enforcement, and (4) consumer rights protection.

The rule of law acts as constraints for political power and reduces the entry barriers erected by vested interests. Individual firms can then choose to produce, trade, and purchase what is needed without being forced by their government to do so. Such open access reflects “the ability to train, hire, promote, and discipline members of the bar and judiciary” under a predictable rule of law (Fukuyama, 2011, p. 451). Such effective rule of law protects contracts and reduces opportunistic behavior (Zhou & Poppo, 2010). Legal rights help entrepreneurs use the corporate form to maximize profits and limit liabilities (Micklethwait & Wooldridge, 2005), and protect investors and creditors from expropriation (La Porta *et al.*, 2000).

Property rights refer to a set of legal arrangements that protects an individual's rights to use, control, transfer, and receive benefits from a property owned. In EE, intellectual property rights (IPR) protection is typically weak. It leads to some meager innovations and technology transfers

(Khoury & Peng, 2011). An increase in consumer rights is another signal of legal environment openness that is “impartial for all citizens” (North *et al.*, 2009, p. 110). To protect consumers against unfair trade practices and treatments (think of the poisoned milk in China), they need to be made aware of their rights.

In the context of promoting outward internationalization, the rule of law and its enforceability help facilitate transactions and resolve disputes (Zhou & Poppo, 2010) and help EE firms extend their business overseas. Legal rights protect local firms in making their own decisions and allow them to be entitled to their profits and losses, thus fueling their outward internationalization. Investor rights protection helps EE firms access capital and credit. In addition, property rights (especially IPR) enforcement reduces the risk of expropriation and encourages EE firms’ long term investment in tangible and intangible assets that are crucial for internationalization (Khoury & Peng, 2011; Meyer *et al.*, 2009; Young *et al.*, 2014). Finally, the protection of consumer rights increases the competitive advantage of local firms whose strength lies in customer orientation and product quality, not in cut-throat price competition. Consequently, firms that excel in quality and respect consumer needs and rights may be more survivable in foreign markets, especially in DE (Yamakawa *et al.*, 2013). Conversely, firms that lack these capabilities may have a hard time surviving overseas. For example, the toy recall crisis in the United States pushed many shoddy Chinese suppliers out of market. Therefore, when local law and its enforcements are more progressive to openness, the focal firm with headquarters in this region may become more confident to make an internationalization decision.

When the legal environment in EE becomes increasingly as open as in DE (Hoskisson *et al.*, 2013), local firms in EE may feel less intimidated by their lack of familiarity with the rules of the game abroad. Local firms that are used to competing and thriving in a more legally open

environment may become more comfortable while venturing out to tackle overseas markets, especially in DE (Del Sol & Kogan, 2007). In theoretical terms, we suggest that the institutional distance between DE and EE with an open legal environment is shorter in comparison with the institutional distance between DE and EE without such an open legal environment (Xu & Shenkar, 2002). Shorter institutional distance promotes more internationalization by increasing the success rate of cross-border mergers and acquisitions (M&As) (Dikova *et al.*, 2010; Sun *et al.*, 2012) and the survivability of overseas subsidiaries (Gaur & Lu, 2007). Therefore, when local rule of law and its enforcements are more progressive, the focal firm with the headquarters in this region will be more likely to increase its efforts in internationalization. Overall, we have:

Hypothesis 1a. The degree of legal environment openness in a local firm's headquarters region within a home country has a positive effect on this firm's decision on outward internationalization.

Hypothesis 1b. The degree of legal environment openness in a local firm's headquarters region within a home country has a positive effect on this firm's degree of outward internationalization.

Financial Market Openness

There is a long research tradition on how firm strategy is shaped by the openness of financial markets and the information asymmetries between firms and financial markets (Allen, 1993; Levitas & McFadyen, 2009). Financial market openness refers to the extent to which EE governments allow firms to have freedom to access capital, supply investors with more diversified investment products, and mitigate the information asymmetries between firms and capital markets (Allen, 1993). By increasing open access for capital resources, local firms may be more likely to tap into the recent trend of globalization through foreign market expansion (La Porta *et al.*, 2000; Peng & Su, 2014; Rajan & Zingales, 2003).

In countries with underdeveloped capital markets or weak creditor rights, MNE affiliates are

financed with less external debt and with more debt from parent companies at home through internal financing (Desai, Foley, & Hines, 2004). Because outward internationalization strongly relies on a firm's financial resources in factor markets (Hoskisson *et al.*, 2013), other things being equal, the stronger a firm's ability to raise capital from its home country, the stronger its ability to survive and prosper overseas (Peng & Su, 2014).

However, EE firms often have difficulty expanding overseas because of the constraints from underdeveloped financial markets in their home country. For example, in 2007, the total value of tradable stocks in China (excluding those held by the government) was only 35% of GDP compared with 180% in the US at its peak in 2000.² Equities accounted for less than 20% of Chinese households' total financial assets, compared with about half of those in the US. Only a small proportion of Chinese companies are publicly listed and even those that are listed still mainly rely on internal financing. Only 10% of total financing for investment in 2007 came from equities. Unlike high-performance firms in DE, high-performance private firms in China cannot count on raising capital from initial public offering (IPO)—prior to the early 2000s, IPO permits had been typically issued only to SOEs, but not to private firms. Only institutional open access in financial markets can reduce these concerns and give high-performance private firms opportunities to raise capital at home to support internationalization (Rajan & Zingales, 2003).

Empirical research has shown the importance of domestic financial conditions in reducing the cost of capital (La Porta *et al.*, 1997) and stimulating international expansion (di Giovanni, 2005). Relative to private firms in China that often have difficulties accessing domestic financial markets, private firms in India enjoy better access to domestic financial markets, which enable them to raise capital to fund cross-border M&As (Sun *et al.*, 2012). Shortening the institutional

² How fit is the panda? *Economist*, September 27, 2007.
http://www.economist.com/finance/PrinterFriendly.cfm?story_id=9861591.

distance of financial market openness between EE and DE also helps local firms to access international venture capital (Gu & Lu, 2010; Guler & Guillén, 2010) and to cross-list overseas (Peng & Su, 2014). Overall, financial market openness may provide EE firms access to capital necessary to undertake overseas expansion projects that they may otherwise have to forego.

In addition, financial market openness is meaningful not only for firms, but also for investors and creditors (La Porta *et al.*, 1997). “The openness of financial markets affects the capital allocation system” (Allen, 1993, p. 17). A closed financial market cannot provide enough information on the valuation of a firm (La Porta *et al.*, 2000). On the contrary, a firm on an open financial market receives current and reliable information about its value from peer firms and investors. The valuation from a stock market may further signal the firm to change its strategies and to reset the clock of its major activities such as internationalization.

In EE, if the government permits more firms to access financial markets, investors may correspondingly receive more information about firms and have better capabilities in evaluating firms’ strategies such as internationalization. Unfortunately, even within the same country, regional differences exist and some regional governments such as those in certain provinces in China may be skeptical to grant more financial access to domestic firms and investors alike. In particular, regional government officials are responsible for the success and failure of firms that go public from their regions (Pistor & Xu, 2005). Further, there is an IPO quota system in place in China’s emerging stock markets since 1993. Although IPO permits are *centrally* issued by the China Securities Regulatory Commission (CSRC), provincial governments have the right to select viable firms to be listed in stock exchanges, which explains why a significant gap of financial market openness exists between regions. In addition, local investors can access more information of local firms from the same region, and then have more capabilities to evaluate the

internationalization strategy of local firms than investors from other regions. When a region has more open financial markets, the focal firm headquartered in this region can obtain more investors' support in internationalization. Thus:

Hypothesis 2a. The degree of financial market openness of a local firm's headquarters region within its home country has a positive effect on this firm's decision on outward internationalization.

Hypothesis 2b. The degree of financial market openness of a local firm's headquarters region within its home country has a positive effect on this firm's degree of outward internationalization.

The Moderating Effect of Governor's Tenure

To facilitate institutional open access, a regional (provincial) governor plays an important role in enforcing laws and regulations, and in cultivating the norms and values of market competition (Fukuyama, 2004; North, 2005). For example, a regional governor may not only ensure local firms to comply with rules and regulations, but also hold the government accountable to regional "parliaments, assemblies, and other bodies representing a broader proportion of the population" (Fukuyama, 2011, p.15). Consequently, we suggest that the tenure of a governor affects the impact of institutional openness on a firm's degree of internationalization.

In China, regional (provincial) governor candidates are first nominated by the Communist Party of China (CPC), and then appointed by the regional assemblies of the People's Congress regularly held every five years since 1977 (Lan & Li, 2013). However, their tenure usually does not coincide with one five-year term or two five-year terms. This is because the CPC always rotates governors to other regions or other positions based on performance evaluation, in which regional economic growth rate is a key measure (Shi *et al.*, 2014a; Wu *et al.*, 2013).³ Therefore,

³ Although five years are one term, the CPC uses rotation as "a strategic instrument to control governors" (Zhang & Gao, 2008: 276). For example, President Xi Jinping (who assumed office in 2012) served as governor of Fujian province between 1999 and 2002 (two years short of his five-year term), and was then transferred to serve as governor of Zhejiang province between 2002 and 2007 (a full five-year term).

these governors “are held administratively and politically accountable for the success of businesses in their jurisdiction” (Shi *et al.*, 2014a, p. 64), similar to state governors in the United States. However, because regional governors in China are not elected and are appointed by the central government, they are more powerful than state governors in the United States. Governors in China have significant latitude in terms of fiscal policies (such as taxation and expenditure) and industrial policies (such as strategic industry support), which significantly influence their regional economies and, subsequently, individual firms’ performance (Adams & Kenny, 1989).

In their early days of being in the office, regional governors in China usually initiate many investment projects to boost the regional GDP, especially in transportation infrastructure because such investment may drive up land prices that in turn increase the region’s revenues from land sales (Wu *et al.*, 2013). However, when governors have a longer tenure in their positions, they may improve the government accountability because the latter may increase economic growth and social development in the long run (Coase & Wang, 2012).

How does a governor’s tenure affect the relationship between the legal environment openness and local firms’ outward internationalization? In the United States, a state governor may use gubernatorial power to review and recommend changes in the state’ administrative rules (Woods, 2004). Comparably, in China, a regional governor usually has seats at both national and provincial levels of the People's Congress (McGregor, 2010). But because the People’s Congress is typically a rubber stamp shop for party decisions, governors in China who are appointed by the CPC have more power to push things through than governors in the United States. Therefore, the longer a Chinese governor’s tenure, the stronger his/her influence on the legislative process (McGregor, 2010). More likely the governor can exercise stronger power to enforce and implement the rule of law such that it can protect the legal environment openness in the region and to

strengthen its effects on firms' strategy within the region. Therefore, firms that are located in such a region are likely to experience stronger institutional open access, thus increasing their incentives in developing firm-specific capabilities in internationalization. Accordingly:

Hypothesis 3a. A regional governor's tenure positively moderates H1a. In other words, the longer a regional governor's tenure, the stronger the positive impact of that region's legal environment openness on the degree of outward internationalization undertaken by firms headquartered in that region.

The economic reforms in China since 1978 have liberalized regional economies with fiscal decentralization (Coase & Wang, 2012; Zhang & Gao, 2008). Regional governors have more fiscal power to stimulate local economies. One widely implemented policy is endowing factor market development to generate more economic opportunities (Hoskisson *et al.*, 2013). Factor market development is essential to build firm-specific capabilities (Barney, 1986).

How does a governor's tenure affect the relationship between financial market openness and local firms' outward internationalization? We argue that financial market openness and other factor market development (e.g., labor markets, raw material markets, and other markets for entrepreneurial resources) complement each other to provide resources for internationalization. A regional governor who has been in his/her office for a longer period of time is likely to have more autonomy to develop appropriate factor markets, align divergent preferences, reduce information asymmetries in market development, and fill the gap between the central government/CPC policy and local needs (Zhang & Gao, 2008). Therefore, under a relatively stable political environment, thanks to a longer tenure of a governor, the positive impact of financial market openness on a local firm's internationalization is likely to be reinforced. Thus,

Hypothesis 3b. A regional governor's tenure positively moderates H2b. In other words, the longer a regional governor's tenure, the stronger the positive impact of that region's financial market openness on the degree of outward internationalization undertaken by firms headquartered in that region.

METHODS

Research Context

We use China as a setting to test our hypotheses for three reasons. First, China has undergone a series of major institutional transitions in the last decade. Since 1999, the central government has begun to encourage outward FDI by offering export tax rebates, foreign exchange assistance, and direct financial support (Luo *et al.*, 2010). In 2001, China became a member of the World Trade Organization (WTO). Since then, the country has significantly improved its legal and regulatory environment in an effort to enhance institutional open access (Buckley *et al.*, 2007), setting a stage for local firms to go abroad. As shown in Figure 2, China experienced substantial growth in exports and outward FDI between 2001 and 2005. Exports accounted for 35% of China's GDP in 2006 compared to 21% in 2000, demonstrating Chinese firms' widespread outward internationalization.

[Figure 2]

Second, financial markets have also experienced significant reform and deregulation after 2000. Before 2000, CSRC usually only approved SOEs, not private firms, to go public. Only after China's WTO entry in 2001 did CSRC also permit some high-performance private firms to list their shares.

Third, tremendous inter-region diversity exists in China. For example, some regions within China have used aggressive policies to attract inward FDI with great success, and other regions have fallen behind (Shi *et al.*, 2012, 2014a, 2014b). Such regional variance enables us to examine FDI's spillover effect and competition effect that mostly take place at the region level (Meyer & Sinani, 2009). Some regions have higher quality rule of law while some do not. Firms are not allowed to go public without the approval by the provincial government (Pistor & Xu,

2005). Some regional governments are more permissive than others in permitting private firms to go through IPO. These regional differences enable us to examine the impact of differences of institutional open access within a country (Gao *et al.*, 2010; Liu *et al.*, 2014).

Overall, we believe that studying 31 regions (provinces) of China between 2001 and 2005 provides an appropriate context in which we can explore how multiple forms of institutional open access across regions at home can affect Chinese firms' outward internationalization.

Data and Sample

Our sample was drawn from the companies listed on the Shanghai and Shenzhen Stock Exchanges (A shares) between 2001 and 2005 (inclusive). We excluded financial and insurance firms due to the peculiarity of their balance sheets, resulting 5,239 observations (company-years, after one year lag of all independent and control variables). We collected internationalization data from annual reports of the listed firms. Financial data came from the China Stock Market and Accounting Research (CSMAR) database.⁴ We collected data on wage, population, GDP, and FDI from *China Statistical Yearbooks* between 2001 and 2005.

Dependent Variable

The Internationalization Decision. Follow Tallman and Shenkar (1994), we measured the focal firm's decision of outward internationalization as a dummy variable, which equals 1 if the firm is involved in export or overseas FDI and 0 otherwise.

The Degree of Outward Internationalization. Outward internationalization represents the extent to which a local firm is involved in international business. Two measures of internationalization are commonly used. The first is the ratio of foreign sales to total sales (FSTS). Such sales can be derived from exports, outward FDI-based production abroad, or both

⁴ The CSMAR database is widely regarded as one of the most comprehensive and authoritative data sources of the publicly listed firms in China (Wang, Wong, & Xia, 2008).

(Contractor, 2007). This measure captures the extent of exposure to foreign markets. Another measure of internationalization is the ratio of the number of overseas subsidiaries to total subsidiaries (OSTS). This measure examines the scale and scope of subsidiaries across countries.

Although both measures are widely used, many studies have only used one of them. However, using a single indicator to represent the complexity of internationalization has been criticized, calling for a multidimensional construct for internationalization (Qian *et al.*, 2010; Sullivan, 1994). In this study, following Contractor *et al.* (2003), we summed two eigenvector-weighted measures—(1) the ratio of FSTS and (2) the ratio of OSTS—to capture a local firm's degree of outward internationalization (DOI).

Independent Variables

Legal Environment Openness. China's regional disparities in economic, social, and political development are widely noted (Chan *et al.*, 2010; Shi *et al.*, 2012). Focusing on the regional (provincial) differences, Fan, Wang, and Zhu (2007a) at the National Economic Research Institute (NERI) developed an index to measure legal environment openness annually. Based on province-level data, the index captures (1) the development of market intermediaries using the ratio of the number of lawyers and registered accountants to population, (2) the protection of the legal rights of firms using both the reversed frequency of economic crimes normalized by GDP and managers' rating on local firms and investor legal right protection in a countrywide survey conducted by NERI, (3) IPR enforcement using the total number of patents applied and approved adjusted by the number of engineers, and (4) consumer rights protection using the reversed frequency of consumer complaints received by the Consumer Association of China (adjusted by province GDP). We adopted Fan *et al.*'s (2007a) NERI index, which is a factor score of the above four spheres to indicate the legal environment openness of each province in which a firm

is headquartered.⁵

To further examine the reliability of our scale, we tested Cronbach's alpha that indicates the degree to which our four items represent the unidimensional latent construct of legal environment openness. Alpha ranged from .62 to .73 and the scale is .72. We further performed factor analysis on the four items (see Appendix). A common factor emerged with factor loadings of at least .6 or above, suggesting a high level of internal consistency of our measure.

Financial Market Openness. Financial market openness refers to the extent to which domestic firms from an EE have competitive access to capital. Previous research has measured the market value of capitalization (di Giovanni, 2005; La Porta *et al.*, 1997) or the number of firms listed on a stock exchange (Allen, 1993). Following di Giovanni (2005), we measured the level of financial market openness as the percentage of the amount of raised funds through IPOs in a focal province to the total amount of raised funds of listed firms on Shanghai and Shenzhen Stock Exchanges.⁶ While the stock exchanges are nationwide, IPO permits in China are issued on a province-by-province basis (Pistor & Xu, 2005). The provincial government has the authority to decide whether or not to grant certain local firms in their jurisdiction the permission to be listed. Thus, a high percentage of the amount of raised funds at the province level may be indicative of that province's financial market openness.

Inward FDI Activities. We measured inward FDI with two indicators, annual FDI flow and FDI stock, which reflect short-run and the long-run influences, respectively. We calculated the amount of annual FDI flow received by each province adjusted by GDP at the province level.

⁵ The NERI's index is widely used in accounting (Wang *et al.*, 2008), corporate governance (Wu *et al.*, 2009), strategy (Shi *et al.*, 2012), and international business (Liu *et al.*, 2014; Shi *et al.*, 2014b).

⁶ Following Allen (1003), we also used an alternative variable to measure the level of financial market openness as the percentage of the number of listed firms from a focal province to the total number of listed firm on Shanghai and Shenzhen Stock Exchanges. The results are broadly consistent with those reported in our tables.

FDI stock was calculated by the total accumulation of inward FDI in a province in five years adjusted by GDP.

Moderating Variable

Governor's Tenure It was measured by the difference between the year a regional governor was inaugurated and a focal year (Wu *et al.*, 2013).

Control Variables

Firm Age. It was calculated based on a firm's founding year.

Firm Size. Firm size was measured by a firm's number of employees (log transformed).

Innovation Capability. A firm's innovation capability likely affects its capability to compete globally. We measured innovation capability as the number of patents a firm filed at China's State Intellectual Property Office during each studied year divided by the number of employees.

Diversification. Hitt, Hoskisson, and Kim (1997) found that product diversification influences a firm's DOI and performance. To control for its possible effect on DOI, we included this variable, measured by Herfindahl index as

$$HI = \sum_{i=1}^M P_i^2$$

where P_i is the sales attributed to segment i .

Slack. Organizational slack may help managers pursue internationalization by allowing greater financial discretion (Stan, Peng, & Bruton, 2014; Tan & Peng, 2003). We operationalized slack resources as a ratio of current equities to current liabilities.

Capital Intensity. Capital intensity affects a firm's profitability and resource orchestration through strategic investment (Hoskisson *et al.*, 2013), which may be related to DOI. We measured capital intensity as the ratio of capital expenses to total sales.

Tangible Assets. Tangible assets transferred to a firm's foreign affiliates are found related to its DOI (Delios & Beamish, 1999). We used the tangible assets ratio (fixed assets/total assets on

a balance sheet) as a proxy.

CEO Characteristics. The upper echelon theory proposes that the attributes and mindsets of executives may be associated with internationalization strategies (Nadkarni & Perez, 2007). Following Fan, Wong, and Zhang (2007b), we collected CEO background data from the annual reports of each firm. We created a dummy variable, *CEO with Political Experience*, and coded it as “1” if a CEO was currently or formerly an official in either the central government, the local government, or the military, and “0” otherwise. We also traced CEOs’ overseas experience and created another dummy variable, *CEO with Overseas Experience*, to reflect whether he or she had worked for a foreign MNE, an international joint venture in China, an overseas subsidiary of a Chinese MNE, or educated abroad (including Hong Kong, Macau, and Taiwan). A CEO who had any international experience was coded as “1” and “0” otherwise.

Business Group Affiliation. Business group affiliation may help EE firms access more resources to facilitate growth (Tan & Meyer, 2010). We included a dummy variable: “1” if the focal listed firm is affiliated with a business group and “0” otherwise.

SOE Status. We created an *SOE Status* dummy: “1” if the focal firm is an SOE and “0” otherwise.

Industry Effects. Internationalization may vary from industry to industry, and incentive policies (such as export subsidies) may also vary from industry to industry. We followed the Industry Classification Guide of Listed Companies issued by CSRC in April 2001 to group our sample firms into 21 industries and create 20 dummy variables.

Year Effects. We created four dummy variables for the years 2002 to 2005 while the year 2001 serves as a baseline for comparison.

Analytical Strategies

To examine our hypotheses, we set DOI as a dependent variable to examine the direct effects of three main variables. There are two issues in our analysis. First, firms choose strategies based on their own firm-level attributes, industry conditions, and institutional environment. Their strategic choice is endogenous and self-selected (Dastidar, 2009). However, only a few studies have econometrically corrected for endogeneity. Internationalization is a result of self-selection and probably driven by unobserved strategic factors. To overcome such a sample selection problem (Heckman, 1979), we adopted a two-stage estimation strategy to assess the impact of institutional open access, industry-level attributes, and firm-level attributes on a firm's internationalization (Dastidar, 2009; Gao *et al.*, 2010).

We believe that the internationalization decision is structured in a two-stage process. In the first stage, a firm decides whether it wants to internationalize or not. In the second stage, the firm then decides how much it can go in internationalization. In these two stages, “the actual decision process may well have both simultaneous and sequential aspects, but a stepwise approach improves clarity and will be followed” (Tallman & Shenkar, 1994, p. 100). To model this two-stage process, we, in the first stage, created a binary variable, which equaled to “1” if a firm was involved in internationalization with DOI of above 0.1% and “0” otherwise.⁷ After a one-year lag for all the independent and control variables, our sample in the first stage was reduced from 6,085 to 5,239 observations. Then, we calculated the inverse Mills ratio (IMR) based on the results of the first stage Logit model of internationalization.

$$\text{IMR} = \frac{\phi(\text{Fit})}{\Phi(\text{Fit})} \text{ if DOI} \geq 0.001 \text{ and } \text{IMR} = -\frac{\phi(\text{Fit})}{1-\Phi(\text{Fit})} \text{ if DOI} < 0.001$$

⁷ We acknowledge that a 0.1% DOI level represents a very low threshold for internationalization. But this measure is justified because (1) it literally captures the beginning stage of a lot of Chinese firms' internationalization, and (2) it represents a nontrivial amount of revenues (by Chinese standards) overseas—if DOI \geq 0.1%, at least US\$262,500 of the revenues would come from overseas. In robustness tests, we also test models while raising the DOI level to 1% or 5%, and the results are broadly similar.

where \hat{Fit} is the fitted value computed from the first-stage choice regression, ϕ represents the probability density function of the normal distribution, and Φ represents the cumulative distribution function of the normal distribution (Heckman, 1979).

In the second stage, we included the IMR derived from the first stage to construct our models. There are 1,965 observations that have DOI of at least 0.1% or above. After independent and control variables were lagged by one year, our sample size was reduced further to 1,532.

A second issue is that we need to differentiate the inter-region differences (the main arguments of our three hypotheses) and intra-region differences. Chinese firms are nested within a province. Due to differences in economic policy, culture, and history across provinces, the internationalization strategies of firms headquartered in the same province may share similarities (Tse, 2010). The sharing of the same provincial context may be a cause of dependency among observations. Methodologically, acknowledging the existence of an intra-region (intra-province) correlation is important because it changes the error variance in traditional linear regression models. This error variance represents the effect of all omitted variables and measurement errors, under the assumption that these errors are unrelated. Because of the existence of intra-region correlation, the assumption of independent observations in the traditional linear model is violated (Kreft & Leeuw, 1998). This violation may increase the probability of Type I error. To deal with such real-world problems, we applied multilevel analysis with random coefficients modeling (RCM) in two steps (Hitt *et al.*, 2007).

We built our data under a two-level hierarchical structure. The first level is firm level, and the second level is region (province) level. Intra-region correlation refers to the proportion of variance in the outcome variable that is between the second-level units. It can be identified from intra-class correlation (ICC). The ICC shows how much of the variance of that dependent

variable at the firm level can be explained by independent variables at the region level (Cuervo-Cazurra & Dau, 2009). We calculated covariance parameter estimates and identified ICC values to be 0.14, suggesting that 14% of variation in internationalization is explained by intra-region correlation. A value of ICC above 0.10 indicates the importance of such correlation and multilevel analysis of RCM is necessary (Bliese & Ployhart, 2002).

Under the two-stage estimation strategy with a two-level hierarchical structure, we built RCMs in the first-stage Logit model using Stata V.10 with the “xtmelogit” command, and in the second-stage mixed regression with the “xtmixed” command. In RCMs, each region has the same independent variables and the same outcome, but with different regression coefficients. The models are linked together by a second-level model, in which the regression coefficients of the first-level models are regressed on the second-level independent variables (Kreft & Leeuw, 1998). As such, we can identify more robustly inter-region differences (the effect of institutional open access at the firm level) from intra-region correlations.

FINDINGS

Table 1 shows descriptive statistics. We address the potential collinearity problem by checking the variance inflation factor (VIF). None of the highest VIFs in all models is larger than 10. In addition, our coefficient estimates in all models are consistent in their directions in Tables 2 and 3, reducing the concern of any significant detrimental effects of multicollinearity.

[Tables 1, 2, and 3]

Table 2 reports the results of Logit models based on the first stage model estimation, which uses the internationalization decision as the dependent variable. These results illustrate a firm's decision on internationalization. In Model 4, both legal environmental openness ($\beta = 0.141$, p

< .001) and financial market openness ($\beta = 2.409, p < .05$) have significant and positive effects on the choice of internationalization. Therefore, both H1a and H2a receive significant support.

Table 3 shows the results of mixed regression models in the second stage that uses DOI as the dependent variable to test the rest of our hypotheses. IMR derived from the first stage is included in all models. IMR is statistically insignificant in all models, indicating that endogeneity may be less of a concern. The negative coefficient of IMR means a downward bias in the estimated effect of DOI without the self-selection correction (Dastidar, 2009).

Specifically, Model 6 indicates that the level of legal environment openness of the province in which the focal firm is headquartered positively influences the firm's DOI ($\beta = .016, p < .01$). These results suggest that legal environment openness is directly associated with DOI, supporting H1b. We adopt a similar approach to examine H2b. Model 7 shows that financial market openness has a significant and positive effect on a firm's DOI ($\beta = .458, p < .01$). Model 8 includes legal environment openness and financial market openness in the regression analysis. Both coefficients are significant. Therefore, H1b and H2b are supported.

We further test the moderating effects of governor's tenure on the relationship between legal environment openness and DOI and that between financial market openness and DOI. We find the moderating effects of legal environment openness is significant in Model 9 ($\beta = .014, p < .05$) and Model 11 ($\beta = .014, p < .05$). Plotted in Figure 3, these results thus support our H3a.

[Figure 3]

While the moderating effects of financial market openness is significant in Model 10 ($\beta = .737, p < .05$), it is insignificant in Model 11. H3b is supported to some extent. Model 11 suggests that the moderating effect of governor's tenure on the relationship between legal

environment openness and DOI is more significant than the moderating effects on the relationship between financial market openness and DOI.

DISCUSSION

Contributions

Overall, at least three contributions emerge. First, we develop a new institution-based theoretical framework to explain the outward internationalization of firms from EE. Our results support North *et al.*'s (2009) insights on the importance of institutional open access. While the literature has voluminous coverage on host country institutions, our institutional open access framework has extended this research and argued that EE's institutional open access at home—specifically, in the particular home region within a country—is an important but previously underexplored institution-based driving force behind some EE firms' outward internationalization. Overall, our efforts have enriched the institution-based view (Ahuja & Yayavaram, 2011; North, 1990, 2005, North *et al.*, 2009; Peng *et al.*, 2008, 2009).

Echoing the “escape” view on the institutional misalignments (Witt & Lewin, 2007), some scholars focus on the institutional constraints that drive EE MNEs out of their home country (Luo & Tung, 2007). Using a large sample to test this claim for the first time, our findings do not support this view. In contrast, we find that a poor legal environment at home actually *hampers* firms' outward internationalization. These findings support Young *et al.*'s (2014) recent argument that institutional weakness in EEs may hurt firms' competitive advantage. Overall, our findings are more consistent with the “fostering” view (Wan & Hoskisson, 2003).

Second, we add empirical richness to the sparse literature on institutional differences among regions within an emerging economy. Large emerging economies such as BRIC have

tremendous institutional heterogeneity among regions within each country. Our findings open the door to further understand the variability and dynamics among different regions. To address the importance of institutional differences among regions, this study applies multilevel analysis with RCM using region level data (Hitt *et al.*, 2007). There are two distinct benefits from using RCM in our setting: (1) RCM separates the variance in firm-level internationalization decisions explained by independent variables both at the firm level and the region level; and (2) RCM corrects for the distortion introduced by varying sample sizes across regions. Through this approach, we can capture sub-national institutional variation and its effects on local firms' internationalization, thus significantly enriching international business research.

Third, we also identify two moderating effects of regional governor's tenure in boosting internationalization of firms from that region with a large EE. We find the moderating effect of regional governor's tenure on the relationship between legal environment openness and internationalization is more significant than its moderating effect on the relationship between financial market openness and internationalization (Model 11 in Table 5). The reasons may be: (1) China's legal environment openness still lags behind firms' internationalization pace and the enforcement of rule of law strongly relies on a governor's capacity. It highlights the important role of the regional government (not only the role of courts) in protecting private property right and contracts to reduce transaction cost (North, 1990, 2005; Fukuyama, 2011; Young *et al.*, 2014). (2) In the context of local firms' outward internationalization, the complementarity between financial market openness and governor's tenure may be substituted by the government's enforcement of the rule of law and guardianship of legal environment openness. This supports Fukuyama's (2011, p. 460) contention: "we need, then, to disaggregate the political, economic, and social dimensions of development, and understand how they relate to

one another as separate phenomena that periodically interact.”

Managerial and Policy Implications

Our study also carries important business policy and public policy implications. Our findings not only encourage EE firms to adapt to the new “rules of the game” during institutional transitions, but also benefit MNEs in strategically leveraging the institutional variance within a host country (Peng, 2003, 2012). In addition, our findings encourage EE governments to build institutional capacity (Fukuyama, 2011; Hoskisson *et al.*, 2013; Lee & Weng, 2013). In the case of supportive legal environment and financial market openness, having a relatively long and stable governor’s tenure, which can be viewed as a measure for regional institutional capacity, seems helpful in propelling the outward internationalization of firms from a particular region.

Limitations and Future Research

The limitations of our research suggest a series of promising future directions. First, although FSTS and OSTs are commonly used, they only represent two dimensions of DOI. Some studies assessing the relationship between international expansion and firm performance have used a multidimensional approach (Contractor *et al.*, 2003; Qian *et al.*, 2010). Our efforts to use OSTs as an additional measure of DOI partially alleviate the problems associated with using a single and relatively crude measure such as FSTS. Future researchers may want to include the ratio of foreign employees to total employees and the ratio of foreign assets to total assets.

Second, firms’ resources and capabilities may moderate the effects of open access (Peng, 2012; Yamakawa *et al.*, 2013). Some firm-level variables, such as business group affiliation, SOE status, and CEO political experience, may interact with region-level variables (Rui & Yip, 2008; Martin, 2014). In a preliminary test, we find that both interactions of business group affiliation/SOE status and FDI stock have significant effects on internationalization (not reported

here). How business group affiliation and SOE status deal with FDI's spillover effect and competition effects calls for further research (Tan & Meyer, 2011).

Third, how do Chinese firms adapt to institutional transitions? The institution-based view suggests that firms have to adapt to changing institutional structures for growth (Peng, 2003; Martin, 2014). Most internationalizing firms from China have successfully adapted to the institutional transitions at home. How they enter and adapt to the new and unfamiliar institutional environments abroad (Globerman & Shapiro, 2009; Hoskisson *et al.*, 2013; Peng *et al.*, 2011) as they deepen their international involvement will be a fascinating future direction.

Finally, an intra-country study such as ours inevitably suffers from the usual trappings associated with questionable cross-country generalizability. Inter-country studies (Cuervo-Cazurra & Dau, 2009; Meyer *et al.*, 2009) or two-country comparative studies (Chan *et al.*, 2010; Lin *et al.*, 2009) can enhance the generalizability of our framework around the world. Among the limited number of comparative studies, US-China comparisons dominate (Chan *et al.*, 2010; Lin *et al.*, 2009). One interesting suggestion is to compare the outward internationalization strategies of Chinese and Indian firms—still an empirical gap in the literature that will be fascinating to explore (for exceptions, see Sun *et al.*, 2012; Yamakawa *et al.*, 2013).

CONCLUSION

Starting from a basic proposition that “institutions matter,” the institution-based view has just set out on the long road to achieving an understanding of what institutions matter. The rise of outward internationalization of firms from EE has enabled us to extend the institution-based view by developing and testing a new framework centered on institutional open access. The inclusion of institutions as independent variables in our open access framework thus enhances

our understanding of strategic choices such as outward internationalization. In conclusion, if this article can contain only one message, we would like it to be a sense that institutional open access at home is an important source behind some EE firms' internationalization.

REFERENCES

- Acemoglu, D. & Robinson, J. (2012). *Why Nations Fail*. New York: Crown Books.
- Adams, J. D., & Kenny, L. W. (1989). The retention of state governors. *Public Choice*, 62, 1-13.
- Ahuja, G. & Yayavaram, S. (2011). Explaining influence rents: The case for an institution-based view of strategy. *Organization Science*, 22: 1631-1652.
- Allen, F. (1993). Strategic management and financial markets. *Strategic Management Journal*, 14(S2): 11-22.
- Atsmon, Y., Kertesz, A. & Vittal, I. (2011). Is your emerging-market strategy local enough? *McKinsey Quarterly*, April: 1-13.
- Barney, J. B. (1986). Strategic factor markets: expectations, luck, and business strategy. *Management Science*, 32, 1231-1241.
- Bliese, P. D. & Ployhart, R. E. (2002). Growth modeling using random coefficient models: Model building, testing, and illustrations. *Organizational Research Methods*, 5(4): 362-387.
- Boisot, M. & Meyer, M. W. (2008). Which way through the open door? Reflections on the internationalization of Chinese firms. *Management and Organization Review*, 4(3): 349-365.
- Buckley, P. J., Clegg, L. J., Cross, A. R., Liu, X., Voss, H. & Zheng, P. (2007). The determinants of Chinese outward foreign direct investment. *Journal of International Business Studies*, 38(4): 499-518.
- Chabowski, B. R., Hult, G. T. M., Kiyak, T., & Mena, J. A. (2010). The structure of JIBS's social network and the relevance of intra-country variation: A typology for future research. *Journal of International Business Studies*, 41: 925-934.
- Chacar, A. S., Newbury, W., & Vissa, B. (2010). Bringing institutions into performance persistence research: Exploring the impact of product, financial, and labor market institutions. *Journal of International Business Studies*, 41: 1119-1140.
- Chan, C. M., Makino, S., & Isobe, T. (2010). Does sub-national region matter? Foreign affiliate performance in the U.S. and China. *Strategic Management Journal*, 31(11): 1226-1243.
- Chang, S. J. & Xu, D. (2008). Spillovers and competition among foreign and local firms in China. *Strategic Management Journal*, 29(5): 495-518.
- Child, J. & Rodrigues, S. B. (2005). The internationalization of Chinese firms: A case for theoretical extension? *Management and Organization Review*, 1(3): 381-410.
- Coase, R., & Wang, N. (2012). *How China Became Capitalist*. London, UK: Palgrave Macmillan.
- Contractor, F. (2007). Is international business good for companies? The evolutionary or multi-stage theory of internationalization vs. the transaction cost perspective. *Management International Review*, 47(3): 453-475.
- Contractor, F. J., Kundu, S. K., & Hsu, C. C. (2003). A three-stage theory of international expansion: the link between multinationality and performance in the service sector. *Journal of International Business Studies*, 34(1): 5-18.
- Cuervo-Cazurra, A. & Dau, L. (2009). Promarket reforms and firm profitability in developing countries. *Academy of Management Journal*, 52(6): 1348-1368.
- Cui, L. & Jiang, F. (2010). Behind ownership decision of Chinese outward FDI: Resources and institutions. *Asia Pacific Journal of Management*, 27(4): 751-774..
- Dastidar, P. (2009). International corporate diversification and performance: Does firm self-selection matter?

Journal of International Business Studies, 40(1): 71-85.

- Dau, L. A. (2012). Pro-market reforms and developing country multinational corporations. *Global Strategy Journal*, 2: 262-276.
- Del Sol, P. & Kogan, J. (2007). Regional competitive advantage based on pioneering economic reforms: The case of Chilean FDI. *Journal of International Business Studies*, 38(6): 901-927.
- Delios, A. & Beamish, P. W. (1999). Ownership strategy of Japanese firms: Transactional, institutional, and experience influences. *Strategic Management Journal*, 20(10): 915-933.
- Deng, P. (2009). Why do Chinese firms tend to acquire strategic assets in international expansion? *Journal of World Business*, 44(1): 74-84.
- Desai, M. A., Foley, C. F., & Hines, J. R. (2004). A multinational perspective on capital structure choice and internal capital markets. *Journal of Finance*, 59(6): 2451-2487.
- di Giovanni, J. (2005). What drives capital flows? The case of cross-border M&A activity and financial deepening. *Journal of International Economics*, 65(1): 127-149.
- Dikova, D., Sahib, P. R., & van Witteloostuijn, A. (2010). Cross-border acquisition abandonment and completion: The effect of institutional differences and organizational learning in the international business service industry, 1981-2001. *Journal of International Business Studies*, 41(2): 223-245.
- Dikova, D. & van Witteloostuijn, A. (2007). Foreign direct investment mode choice: Entry and establishment modes in transition economies. *Journal of International Business Studies*, 38(6): 1013-1033.
- Dunning, J. H. & Lundan, S. M. (2008). Institutions and the OLI paradigm of the multinational enterprise. *Asia Pacific Journal of Management*, 25(4): 573-593.
- Fan, G., Wang, X. L., & Zhu, H. P. (2007a). *Marketization Index in China: The Regional Process Report of 2006*. Beijing: Economic Science Press (in Chinese).
- Fan, J. P. H., Wong, T. J., & Zhang, T. (2007b). Politically connected CEOs, corporate governance, and Post-IPO performance of China's newly partially privatized firms. *Journal of Financial Economics*, 84(2): 330-357.
- Fukuyama, F. (2004). *State-Building: Governance and World Order in the 21st Century*. Ithaca, NY: Cornell University Press.
- Fukuyama, F. (2011). *The Origins of Political Order: From Prehuman Times to the French Revolution*. New York: Farrar, Straus and Giroux.
- Gaur, A. S. & Lu, J. W. (2007). Ownership strategies and survival of foreign subsidiaries: Impacts of institutional distance and experience. *Journal of Management*, 33(1): 84-110.
- Gao, G. Y., Murray, J. Y., Kotabe, M., & Lu, J. (2010). A strategy tripod perspective on export behavior: Evidence from domestic and foreign firms based in an emerging economy. *Journal of International Business Studies*, 41(3): 377-396.
- Globerman, S. & Shapiro, D. (2009). Economic and strategic considerations surrounding Chinese FDI in the United States. *Asia Pacific Journal of Management*, 26(1): 163-183.
- Goh, S. K., & Wong, K. N. (2011). Malaysia's outward FDI: The effects of market size and government policy. *Journal of Policy Modeling*, 33, 497-510.
- Gu, Q. & Lu, J. W. (2010). Effects of inward investment on outward investment: The venture capital industry worldwide 1985-2007. *Journal of International Business Studies*, 42(2): 263-284.
- Guillén, M. F. & García-Canal, E. (2009). The American model of the multinational firm and the "new" multinationals from emerging economies. *Academy of Management Perspectives*, 23(2): 23-35.
- Guler, I. & Guillén, M. F. (2010). Institutions and the internationalization of US venture capital firms. *Journal of International Business Studies*, 41(2): 185-205.
- Heckman, J. (1979). Sample selection bias as a specification error. *Econometrica*, 47(1): 153-61.
- Hitt, M. A., Beamish, P. W., Jackson, S. E., & Mathieu, J. E. (2007). Building theoretical and empirical bridges across levels: Multilevel research in management. *Academy of Management Journal*, 50(6): 1385-1399.
- Hitt, M. A., Hoskisson, R. E., & Kim, H. (1997). International diversification: Effects on innovation and firm performance in product-diversified firms. *Academy of Management Journal*, 40(4): 767-798.

- Holmes, R. M. J., Miller, T., Hitt, M. A., & Salmador, M. P. (2013). The interrelationships among informal institutions, formal Institutions, and inward foreign direct investment. *Journal of Management*, 39(2): 531-566.
- Hoskisson, R. E., Wright, M., Filatotchev, I. & Peng, M. W. (2013). Emerging multinationals from mid-range economies: the influence of institutions and factor markets. *Journal of Management Studies*, 50(7): 1295-1321.
- Jonsson, S. & Regnér, P. (2009). Normative barriers to imitation: Social complexity of core competences in a mutual fund industry. *Strategic Management Journal*, 30(5): 517-536.
- Khoury, T. A., & Peng, M. W. (2011). Does institutional reform of intellectual property rights lead to more inbound FDI? Evidence from Latin America and the Caribbean. *Journal of World Business*, 46: 337-345
- Kreft, I., & Leeuw, J. (1998). *Introducing Multilevel Modeling*. Thousand Oaks, CA: Sage.
- Kwon, J. W. (2012). Does China have more than one culture? Exploring regional differences of work value in China. *Asia Pacific Journal of Management*, 29: 79-102.
- La Porta, R., Lopez-De-Silanes, F., Shleifer, A., & Vishny, R. W. (1997). Legal determinants of external finance. *Journal of Finance*, 52(3): 1131-1150.
- La Porta, R., Lopez-De-Silanes, F., Shleifer, A., & Vishny, R. (2000). Investor protection and corporate governance. *Journal of Financial Economics*, 58(1-2): 3-27.
- Lan, X., & Li, W. (2013). Swiss watch cycles: Evidence of corruption during leadership transition in China. Working Paper, Cheung Kong Graduate School of Business, Shanghai.
- Laursen, K., Masciarelli, F., & Prencipe, A. (2012). Regions matter: How localized social capital affects innovation and external knowledge acquisition. *Organization Science*, 23: 177-193.
- Lebedev, S., & Peng, M. W. 2014. Subnational differences and firm strategies during institutional transitions. Working paper, Jindal School of Management, University of Texas at Dallas.
- Lee, S.-H., & Weng, D. H. (2013). Does bribery in the home country promote or dampen firm exports? *Strategic Management Journal*, 34: 1472-1487.
- Levitas, E., & McFadyen, M. A. (2009). Managing liquidity in research-intensive firms: Signaling and cash flow effects of patents and alliance activities. *Strategic Management Journal*, 30(6): 659-678.
- Lin, Z., Peng, M. W., Yang, H., & Sun, S. L. (2009). How do networks and learning drive M&As? An institutional comparison of China and the United States. *Strategic Management Journal*, 30(10): 1113-1132.
- Liu, X., Lu, J., & Chizema, A. (2014). Executive compensation, regional institutions, and Chinese OFDI. *Journal of World Business*, 49(1): 147-155.
- Luo, Y., & Peng, M. W. (1999). Learning to compete in a transition economy: Experience, environment, and performance. *Journal of International Business Studies*, 30(2): 269-295.
- Luo, Y., & Tung, R. L. (2007). International expansion of emerging market enterprises: A springboard perspective. *Journal of International Business Studies*, 38(4): 481-498.
- Luo, Y., Xue, Q., & Han, B. (2010). How emerging market governments promote outward FDI: Experience from China. *Journal of World Business*, 45(1): 68-79.
- Luo, Y., & Wang, S. L. (2012). Foreign direct investment strategies by developing country multinationals: A diagnostic model for home country effects. *Global Strategy Journal*, 2: 244-261.
- Martin, X. (2014). Institutional advantage. *Global Strategy Journal*, 4, 55-69.
- Mathews, J. A. (2006). Dragon multinationals: New players in 21st century globalization. *Asia Pacific Journal of Management*, 23(1): 5-27.
- McDermott, G. A., Corredoira, R. A., & Kruse, G. (2009). Public-private institutions as catalysts of upgrading in emerging market societies. *Academy of Management Journal*, 52(6): 1270-1296.
- McGregor, R. (2010). *The Party: The Secret World of China's Communist Rulers*. New York: Harper.
- Meyer, K. E., Estrin, S., Bhaumik, S. K., & Peng, M. W. (2009). Institutions, resources, and entry strategies in emerging economies. *Strategic Management Journal*, 30(1): 61-80.

- Meyer, K. E. & Nguyen, H. V. (2005). Foreign investment strategies and sub-national institutions in emerging markets: Evidence from Vietnam. *Journal of Management Studies*, 42(1): 63-93.
- Meyer, K. E. & Sinani, E. (2009). When and where does foreign direct investment generate positive spillovers: A meta-analysis. *Journal of International Business Studies*, 40(7): 1075-1094.
- Micklethwait, J. & Wooldridge, A. (2005). *The Company: A Short History of a Revolutionary Idea*. New York: Modern Library.
- Morck, R., Yeung, B., & Zhao, M. (2008). Perspectives on China's outward foreign direct investment. *Journal of International Business Studies*, 39(3): 337-350.
- Nadkarni, S. & Perez, P. D. (2007). Prior conditions and early international commitment: The mediating role of domestic mindset. *Journal of International Business Studies*, 38(1): 160-176.
- North, D. C. (1990). *Institutions, Institutional Change, and Economic Performance*. New York: Cambridge University Press.
- North, D. C. (2005). *Understanding the Process of Economic Change*. Princeton, NJ: Princeton University Press.
- North, D. C., Wallis, J. J., & Weingast, B. R. (2009). *Violence and Social Orders: A Conceptual Framework for Interpreting Recorded Human History*. Cambridge, UK: Cambridge University Press.
- Peng, M. W. (2003). Institutional transitions and strategic choices. *Academy of Management Review*, 28(2): 275-296.
- Peng, M. W. (2012). The global strategy of emerging multinationals from China. *Global Strategy Journal*, 2(2): 97-107.
- Peng, M. W., & Su, W. (2014). Cross-listing and the scope of the firm. *Journal of World Business*, 49(1): 42-50.
- Peng, M. W., Sun, S. L., Pinkham, B., & Chen, H. (2009). The institution-based view as a third leg for a strategy tripod. *Academy of Management Perspectives*, 23(3): 63-81.
- Peng, M. W., Sun, S. L., & Blevins, D. P. (2011). The social responsibility of international business scholars. *Multinational Business Review*, 19(2): 106-119.
- Peng, M. W., Wang, D. Y. L., & Jiang, Y. (2008). An institution-based view of international business strategy: A focus on emerging economies. *Journal of International Business Studies*, 39(5): 920-936.
- Pistor, K. & Xu, C. (2005). Governing stock markets in transition economies: Lessons from China. *American Law and Economics Review*, 7(1), 184-210.
- Qian, G., Khoury, T., Peng, M. W., & Qian, Z. (2010). The performance implications of intra- and inter-regional geographic diversification. *Strategic Management Journal*, 31(9): 1018-1030.
- Rajan, R. G. & Zingales, L. (2003). The great reversals: The politics of financial development in the twentieth century. *Journal of Financial Economics*, 69(1): 5-50.
- Rui, H., & Yip, G. S. (2008). Foreign acquisitions by Chinese firms: A strategic intent perspective. *Journal of World Business*, 43(2): 213-226.
- Shi, W., Markoczy, L., & Stan, C. (2014a). The continuing importance of political ties in China. *Academy of Management Perspectives*, 28(1): 57-75.
- Shi, W., Sun, S. L., & Peng, M. W. (2012). Sub-national institutional contingencies, network positions, and IJV partner selection. *Journal of Management Studies*, 49(7): 1221-1245.
- Shi, W., Sun, S. L., Pinkham, B. C., & Peng, M. W. (2014b). Domestic alliance network to attract foreign partners: Evidence from international joint ventures in China. *Journal of International Business Studies* (in press).
- Stan, C. V., Peng, M. W., & Bruton, G. D. (2014). Slack and the performance of state-owned enterprises. *Asia Pacific Journal of Management* (in press).
- Sullivan, D. (1994). Measuring the degree of internationalization of a firm. *Journal of International Business Studies*, 25(2): 325-342.
- Sun, S. L., Peng, M. W., Ren, B., & Yan, D. (2012). A comparative ownership advantage framework for cross-border M&As: The rise of Chinese and Indian MNEs. *Journal of World Business*, 47(1): 4-16.

- Tallman, S., & Shenkar, O. (1994). A managerial decision model of international cooperative venture formation. *Journal of International Business Studies*, 25: 91-113.
- Tan, D., & Meyer, K. E. (2010). Business groups' outward FDI: A managerial resources perspective. *Journal of International Management*, 16(2): 154-164.
- Tan, D., & Meyer, K. E. (2011). Country-of-origin and industry FDI agglomeration of foreign investors in an emerging economy. *Journal of International Business Studies*, 42: 504-520.
- Tan, J., & Peng, M. W. (2003). Organizational slack and firm performance during economic transitions: Two studies from an emerging economy. *Strategic Management Journal*, 24(13): 1249-1263.
- Tse, E. (2010). *The China Strategy*. New York: Basic Books.
- Wan, W. P. & Hoskisson, R. E. (2003). Home country environments, corporate diversification strategies, and firm performance. *Academy of Management Journal*, 46(1): 27-45.
- Wang, Q., Wong, T. J., & Xia, L. (2008). State ownership, the institutional environment, and auditor choice: Evidence from China. *Journal of Accounting and Economics*, 46(1): 112-134.
- Wei, W. (2005). China and India: Any difference in their FDI performances? *Journal of Asian Economics*, 16(4): 719-736.
- Witt, M. A. & Lewin, A. Y. (2007). Outward foreign direct investment as escape response to home country institutional constraints. *Journal of International Business Studies*, 38(4): 579-594.
- Wright, M., Filatotchev, I., Hoskisson, R. E., & Peng, M. W. (2005). Strategy research in emerging economies: Challenging the conventional wisdom. *Journal of Management Studies*, 42(1): 1-33.
- Woods, N. D. (2004). Political influence on agency rule making: Examining the effects of legislative and gubernatorial rule review powers. *State & Local Government Review*, 36, 174-185.
- Wu, J., Deng, Y., Huang, J., Morck, R., & Yeung, B. (2013). Incentives and outcomes: China's environmental policy. NBER Working Paper 18754, <http://www.nber.org/papers/w18754>.
- Wu, S., Xu, N., & Yuan, Q. (2009). State control, legal investor protection, and ownership concentration: Evidence from China. *Corporate Governance: An International Review*, 17(2): 176-192.
- Xia, J., Tan, J., & Tan, D. (2008). Mimetic entry and bandwagon effect: The rise and decline of international equity joint venture in China. *Strategic Management Journal*, 29(2): 195-217.
- Xu, D., & Shenkar, O. (2002). Institutional distance and the multinational enterprise. *Academy of Management Review*, 27(4): 608-618.
- Yamakawa, Y., Khavul, S., Peng, M. W., & Deeds, D. L. (2013). Venturing from emerging economies. *Strategic Entrepreneurship Journal*, 7(3): 181-196
- Yang, J. Y., Tipton, F. B., & Li, J. T. (2011). A review of foreign business management in China. *Asia Pacific Journal of Management*, 28: 627-659.
- Young, M., Tsai, T., Wang, X., Liu, S., & Ahlstrom, D. (2014). Strategy in emerging economies and the theory of the firm. *Asia Pacific Journal of Management*, Forthcoming DOI 10.1007/s10490-014-9373-0.
- Zhang, J., & Gao, Y. (2008). Term limits and rotation of Chinese governors: Do they matter to economic growth? *Journal of the Asia Pacific Economy*, 13, 274-297.
- Zhou, J. Q., & Peng, M. W. (2010). Relational exchanges versus arm's-length transactions during institutional transitions. *Asia Pacific Journal of Management*, 27: 355-370.
- Zhou, K.Z. & L. Poppo. (2010). Exchange hazards, relational reliability, and contracts in China: The contingent role of legal enforceability. *Journal of International Business Studies*, 41(5): 861-881.

Figure 1 Theoretical Framework

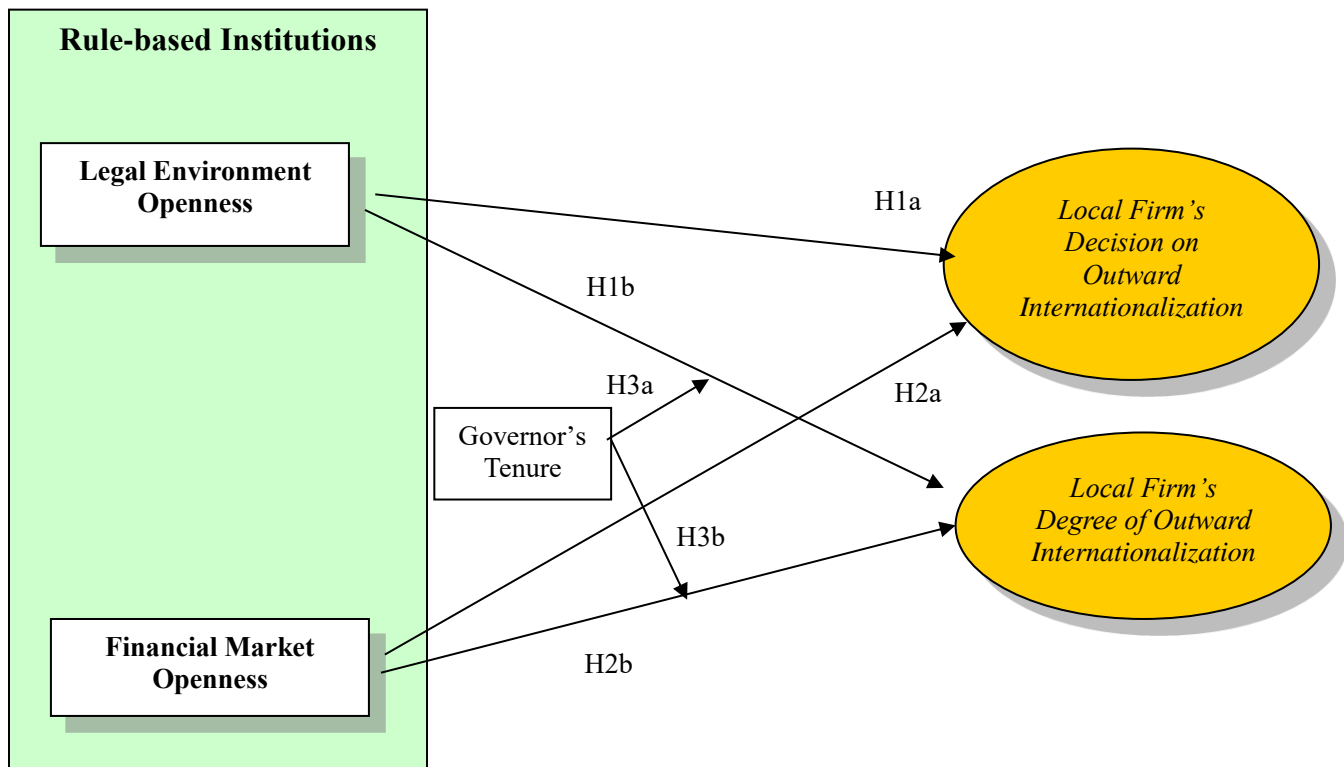
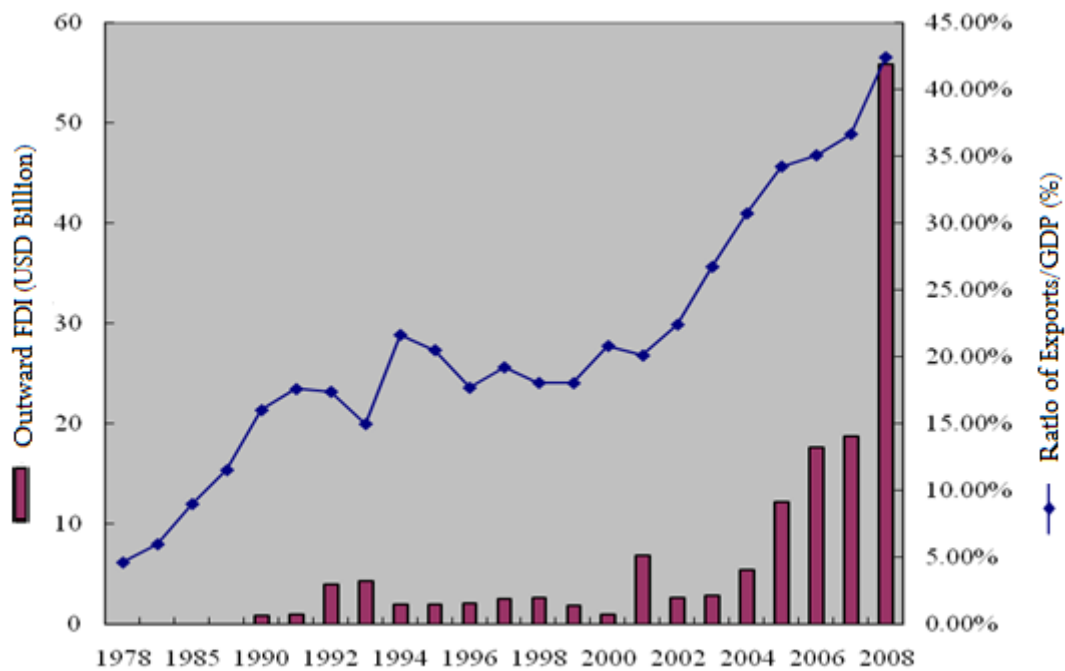


Figure 2 Chinese Firms' Exports and Outward FDI



Data Source: U.S. Department of Commerce; National Bureau of Statistics of China

Figure 3 The Moderating Effect of Governor's Tenure (H3a)

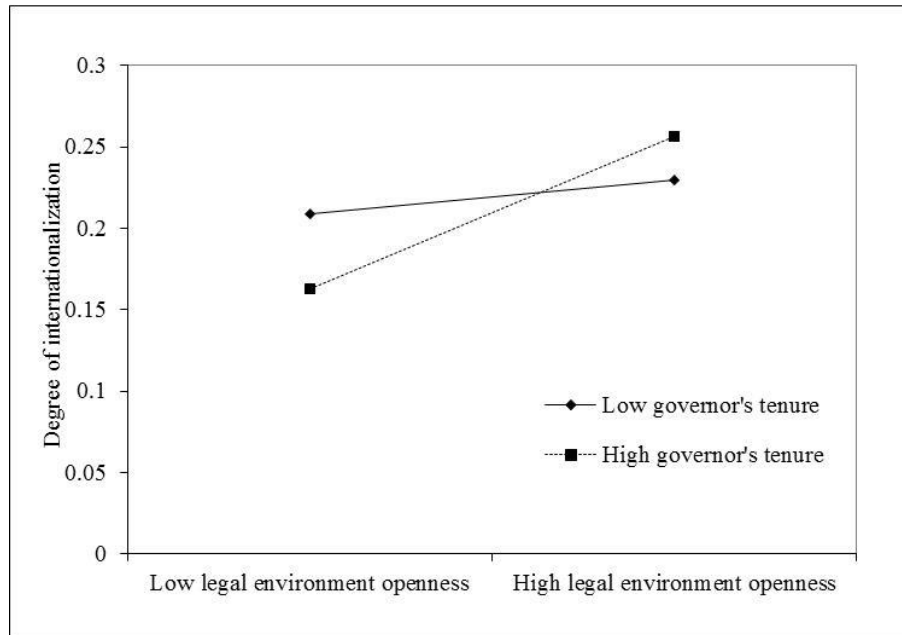


Table 1 Descriptive Statistics and Correlation Matrix

Variables	1	2	3	4	5	6	7	8	9	10	11	12	13	14	15	16
1. Internationalization decision	1.000															
2. Degree of internationalization	0.096	1.000														
3. Legal environment openness	0.084	0.147	1.000													
4. Financial market openness	0.136	0.073	0.383	1.000												
5. Governor's tenure	-0.077	0.030	0.084	-0.094	1.000											
6. Firm size	0.166	-0.060	-0.139	0.005	-0.020	1.000										
7. Firm age	-0.057	0.079	0.236	0.030	-0.021	0.067	1.000									
8. Innovation capability	-0.002	0.040	0.091	0.022	0.027	-0.113	0.026	1.000								
9. Diversification	0.073	-0.057	-0.132	0.027	0.086	0.156	-0.362	-0.021	1.000							
10. Slack	-0.002	0.054	-0.028	0.049	-0.012	-0.166	-0.107	0.022	-0.032	1.000						
11. Capital intensity	-0.021	-0.055	-0.052	-0.001	0.000	-0.083	0.057	-0.036	-0.097	0.006	1.000					
12. Tangible assets	-0.048	-0.066	-0.130	-0.057	-0.016	0.332	-0.046	-0.063	0.072	-0.040	-0.049	1.000				
13. CEO with political experience	-0.070	0.047	0.014	-0.029	-0.030	-0.035	-0.017	-0.019	-0.077	-0.011	0.018	0.008	1.000			
14. CEO with overseas experience	-0.015	0.111	0.133	0.067	0.078	-0.065	0.060	-0.012	-0.028	0.025	0.043	-0.072	-0.076	1.000		
15. Business group affiliation	0.051	-0.013	0.020	0.032	0.076	0.141	-0.175	-0.031	0.228	-0.016	-0.038	-0.009	-0.032	0.032	1.000	
16. SOE	0.044	-0.011	-0.040	0.001	0.049	0.160	-0.095	-0.027	0.304	0.050	-0.034	0.117	-0.028	-0.078	0.131	1.000
Mean	0.292	0.116	5.746	0.059	1.263	7.278	8.626	0.002	0.229	1.759	0.064	0.358	0.228	0.082	0.795	0.719
Standard deviation	0.455	0.221	2.863	0.086	0.450	1.303	4.086	0.016	0.141	3.575	2.753	0.197	0.420	0.274	0.404	0.450

Correlations above |0.12| are significant at the 0.05 level.

**Table 2 First Stage: Logit Regression Models
(DV = Internationalization Decision)**

	Model 1	Model 2	Model 3	Model 4
<i>Predictor variables</i>				
Legal environment openness (H1a)		0.165*** (0.042)		0.141*** (0.042)
Financial market openness (H2a)			3.037** (1.033)	2.409* (1.036)
<i>Moderating variable</i>				
Governor's tenure	-0.300** (0.093)	-0.325*** (0.092)	-0.270** (0.093)	-0.298** (0.093)
<i>Control variables</i>				
Firm size	0.288*** (0.035)	0.290*** (0.035)	0.289*** (0.035)	0.290*** (0.035)
Firm age	-0.025* (0.011)	-0.026* (0.011)	-0.024* (0.011)	-0.025* (0.011)
Innovation capability	4.921* (2.447)	4.793* (2.441)	4.789† (2.459)	4.700† (2.451)
Diversification	0.114 (0.318)	0.114 (0.318)	0.123 (0.318)	0.121 (0.318)
Slack	0.007 (0.010)	0.007 (0.010)	0.007 (0.010)	0.007 (0.010)
Capital intensity	-1.005 (0.664)	-0.997 (0.665)	-1.037 (0.674)	-1.022 (0.673)
Tangible assets	-0.700** (0.237)	-0.676** (0.237)	-0.701** (0.237)	-0.679** (0.237)
CEO with political experience	-0.243** (0.089)	-0.242** (0.089)	-0.239** (0.089)	-0.239** (0.089)
CEO with overseas experience	-0.053 (0.133)	-0.057 (0.133)	-0.047 (0.133)	-0.053 (0.133)
Business group affiliation	0.058 (0.096)	0.058 (0.096)	0.059 (0.096)	0.058 (0.096)
SOE status	0.279** (0.091)	0.276** (0.091)	0.284** (0.091)	0.281** (0.091)
Intercept	-0.777* (0.359)	-1.348*** (0.382)	-0.943** (0.360)	-1.399*** (0.379)
N	5239	5239	5239	5239
Group (Region)	31	31	31	31
Log likelihood	-3074.014	-3067.224	-3069.725	-3064.537
Wald Chi2	285.70	300.30	293.70	305.90
LR Test	699.10	643.31	620.09	604.12

Note: Year dummy and industry dummy variables were included. † $p < .10$; * $p < .05$; ** $p < .01$; *** $p < .001$

Table 3 Second Stage: Mixed Regressions
(DV = Degree of Outward Internationalization)

	Model 5	Model 6	Model 7	Model 8	Model 9	Model 10	Model 11
Predictor variables							
Legal environment openness (H1b)		0.016** (0.005)		0.012* (0.005)	-0.005 (0.010)		-0.008 (0.010)
Financial market openness (H2b)			0.458** (0.169)	0.328† (0.177)		-0.644 (0.479)	-0.179 (0.466)
Legal environment openness × Governor's tenure (H3a)					0.014* (0.006)		0.014* (0.006)
Financial market openness × Governor's tenure (H3b)						0.737* (0.353)	0.475 (0.352)
Moderating variable							
Governor's tenure	0.027† (0.015)	0.020 (0.016)	0.029† (0.015)	0.023 (0.016)	-0.063 (0.039)	-0.027 (0.027)	-0.093* (0.042)
Control variables							
Firm size	-0.001 (0.007)	0.001 (0.007)	0.001 (0.007)	0.002 (0.007)	0.002 (0.007)	-0.011 (0.010)	0.004 (0.007)
Firm age	0.007*** (0.002)	0.007*** (0.002)	0.007*** (0.002)	0.007*** (0.002)	0.007*** (0.002)	0.008*** (0.002)	0.007*** (0.002)
Innovation capability	0.260 (0.443)	0.197 (0.442)	0.222 (0.443)	0.183 (0.442)	0.163 (0.442)	-0.181 (0.456)	0.129 (0.441)
Diversification	0.064 (0.056)	0.074 (0.056)	0.066 (0.056)	0.074 (0.056)	0.077 (0.055)	0.087 (0.056)	0.077 (0.055)
Slack	0.004† (0.002)	0.005* (0.002)	0.004† (0.002)	0.005* (0.002)	0.005* (0.002)	0.005* (0.002)	0.005* (0.002)
Capital intensity	-1.375 (0.880)	-1.277 (0.878)	-1.390 (0.876)	-1.301 (0.876)	-1.404 (0.877)	-1.436 (0.876)	-1.470† (0.875)
Tangible assets	-0.087† (0.048)	-0.093* (0.048)	-0.094* (0.048)	-0.097* (0.048)	-0.097* (0.047)	-0.071 (0.051)	-0.104* (0.047)
CEO with political experience	0.052** (0.016)	0.050** (0.016)	0.050** (0.016)	0.048** (0.016)	0.047** (0.016)	0.055** (0.018)	0.044** (0.016)
CEO with overseas experience	0.078*** (0.022)	0.074*** (0.022)	0.078*** (0.022)	0.074*** (0.022)	0.073*** (0.022)	0.081*** (0.022)	0.073*** (0.022)
Business group affiliation	-0.046** (0.017)	-0.046** (0.017)	-0.046** (0.017)	-0.046** (0.017)	-0.045** (0.017)	-0.047** (0.017)	-0.044** (0.017)
SOE status	-0.013 (0.016)	-0.008 (0.016)	-0.008 (0.016)	-0.006 (0.016)	-0.008 (0.016)	-0.014 (0.018)	-0.003 (0.016)
IMR	-0.023 (0.021)	-0.010 (0.022)	-0.009 (0.022)	-0.001 (0.022)	-0.003 (0.022)	-0.059 (0.050)	0.015 (0.023)
Intercept	0.209** (0.069)	0.103 (0.077)	0.158* (0.072)	0.084 (0.077)	0.212* (0.089)	0.302** (0.096)	0.213* (0.089)
N	1532	1532	1532	1532	1532	1532	1532
Group (Region)	31	31	31	31	31	31	31
Log likelihood	71.981	76.863	75.513	78.505	79.524	40.977	82.923
Wald Chi ²	58.35	68.49	66.23	71.96	74.05	104.20	81.40
LR test	319.35	322.54	313.91	315.71	320.43	306.81	312.40

Note: Year dummy and industry dummy variables were included. † $p < .10$; * $p < .05$; ** $p < .01$; *** $p < .001$

APPENDIX: Factor Loadings and Cronbach's Alpha of Legal Environment Openness

Items	Factor Loadings	Alpha
a. The number of market intermediaries (lawyers and accountants)	0.802	0.619
b. The protection of the legal rights of firms (the frequency of economic crimes, reverse-coded; and managers' rating on local firms' and investor legal rights protection in a countrywide survey conducted by NERI)	0.839	0.624
c. The enforcement of intellectual property rights (patents)	0.887	0.655
d. The protection of consumer rights (consumer complaints, reverse-coded)	0.588	0.732
Test scale		0.724